

# Texas Public Prekindergarten Assessment Results for 4-Year-Olds

District: DALLAS ISD (057905), DALLAS, TX

8,280  
4-year-old Prekindergarten Students Reported in the Texas Education Agency's Early Childhood Data System (ECDS) for School Year 2022-23

7,156 (86.4%)  
Assessed Beginning-of-Year (BOY) in 2022-23

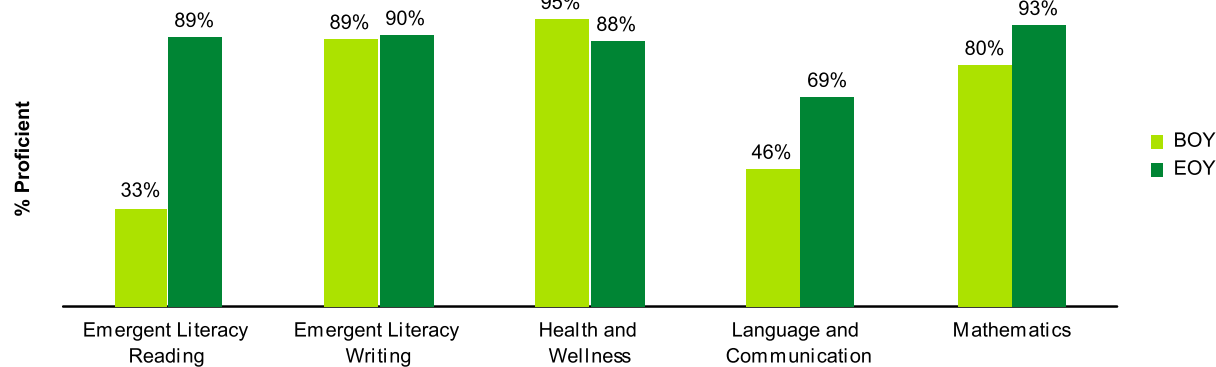
6,975 (84.2%)  
Assessed End-of-Year (EOY) in 2022-23

6,268 (75.7%)  
Assessed Both BOY and EOY in 2022-23

Notes: 1. Percentages of assessed prekindergartners are based on the number of 4-year-old public prekindergarten students reported in ECDS. ECDS includes assessment data for two public prekindergarten assessment periods: beginning-of-year (BOY) and end-of-year (EOY). Students may be administered an assessment BOY, EOY, or both BOY and EOY. 2. The focus of this report is students who were administered the same assessment(s) BOY and EOY for the same subject(s) at the same school in the same school year. 3. The data download for this report includes the data in this report and data for all students who took an assessment either BOY or EOY or both BOY and EOY. 4. Proficiency Percentage Point Difference is percent proficient EOY minus percent proficient BOY.

## Prekindergarten Assessment Results for Students Assessed Both BOY and EOY in School Year 2022-23

Student Proficiency by Assessment Period and Subject



Note: Data shown as asterisks (\*) in data tables are shown as zeros in charts, but not all zeros in charts represent masked data.

## Prekindergarten Assessment Instruments Usage 2022-23

	Students Assessed BOY	Students Assessed EOY
CIRCLE-CLI-E	5,002	4,216
CIRCLE-CLI-S	3,706	3,645

Note: Students may be assessed BOY, EOY or both BOY and EOY using multiple assessment instruments.

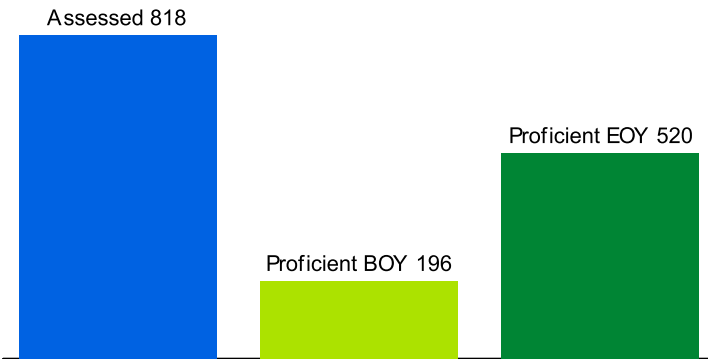
	Assessment and Proficiency for Students Assessed Both BOY and EOY						
	Number Assessed	% Assessed	Number Proficient BOY	Number Proficient EOY	% Proficient BOY	% Proficient EOY	Proficiency Percentage Point Difference
Emergent Literacy Reading	5,940	71.7%	1,945	5,286	32.7%	89.0%	56.3
Emergent Literacy Writing	897	10.8%	795	805	88.6%	89.7%	1.1
Health and Wellness	4,338	52.4%	4,122	3,816	95.0%	88.0%	-7.0
Language and Communication	5,929	71.6%	2,711	4,117	45.7%	69.4%	23.7
Mathematics	5,969	72.1%	4,769	5,555	79.9%	93.1%	13.2

# Texas Public Prekindergarten Assessment Results for 4-Year-Olds

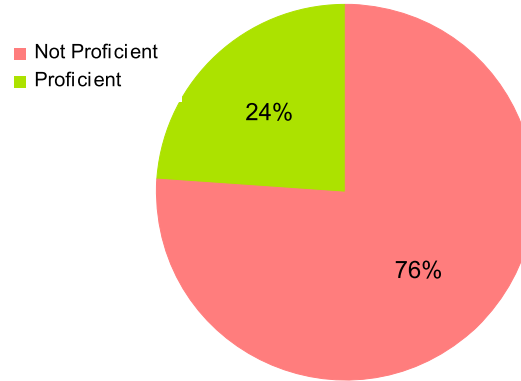
District: DALLAS ISD (057905), DALLAS, TX

Prekindergarten Students Assessed Both BOY and EOY in School Year 2022-23 in All Subject Areas

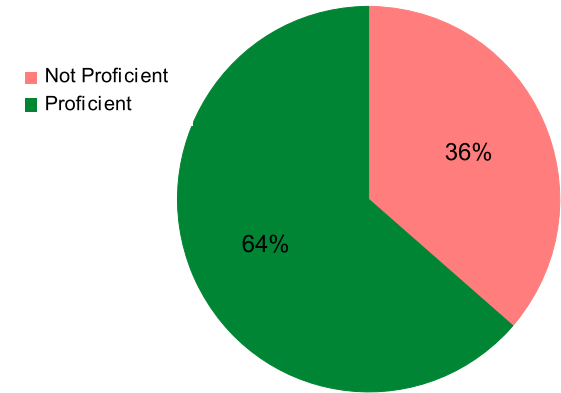
Students Assessed and Proficient in All Subjects



% Students Proficient in All Subjects BOY



% Students Proficient in All Subjects EOY



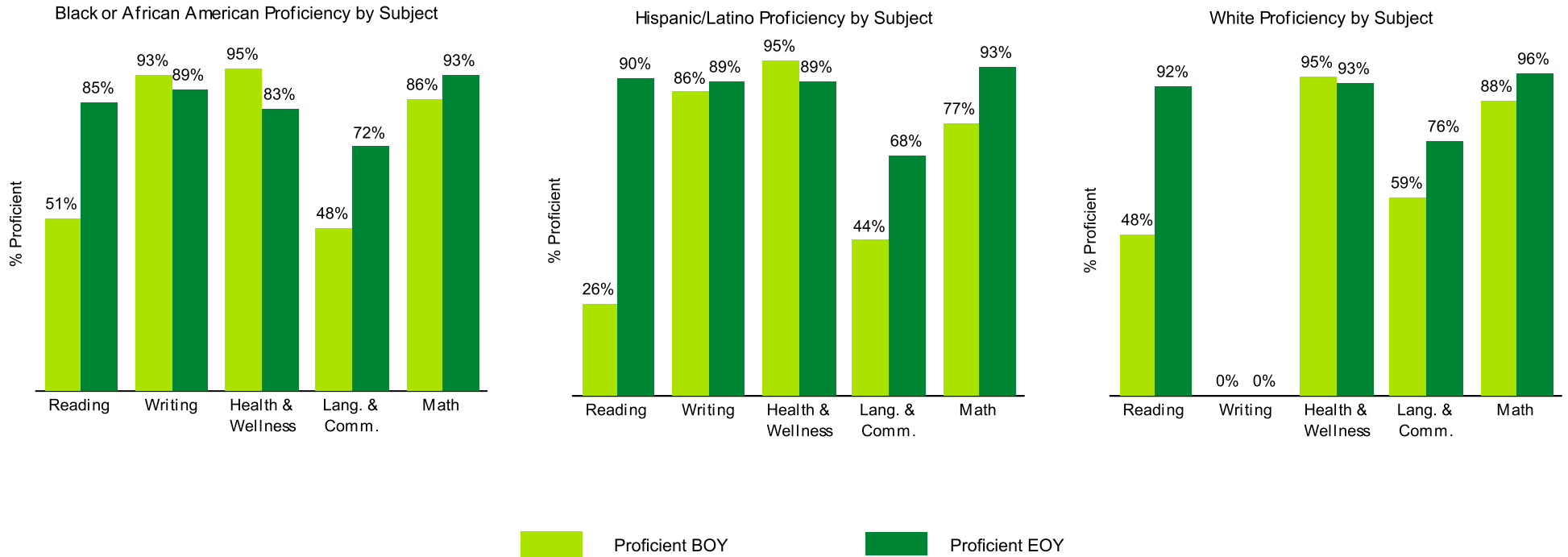
Note: Data shown as asterisks (\*) in data tables are shown as zeros in charts, but not all zeros in charts represent masked data.

Assessment and Proficiency for Students Assessed Both BOY and EOY in All Subjects						
Number Assessed	% Assessed	Number Proficient BOY	Number Proficient EOY	% Proficient BOY	% Proficient EOY	Proficiency Percentage Point Difference
818	9.9%	196	520	24.0%	63.6%	39.6

# Texas Public Prekindergarten Assessment Results for 4-Year-Olds

District: DALLAS ISD (057905), DALLAS, TX

Prekindergarten Assessment Results for Students Assessed Both BOY and EOY in School Year 2022-23 for Selected Race/Ethnicity Categories



Note: Data shown as asterisks (\*) in data tables are shown as zeros in charts, but not all zeros in charts represent masked data.

# Texas Public Prekindergarten Assessment Results for 4-Year-Olds

District: DALLAS ISD (057905), DALLAS, TX

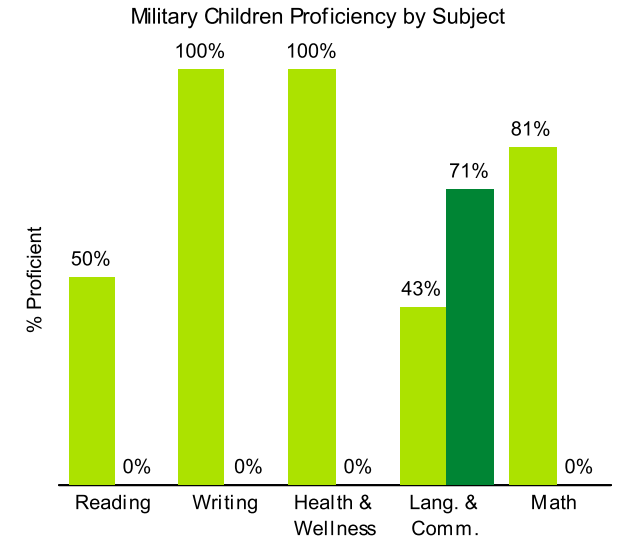
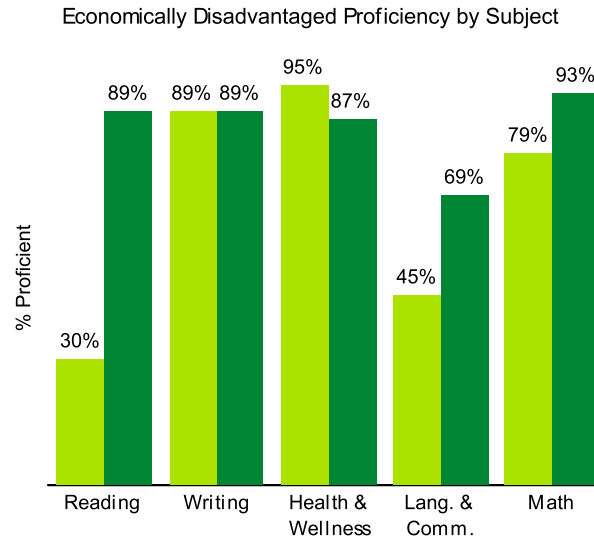
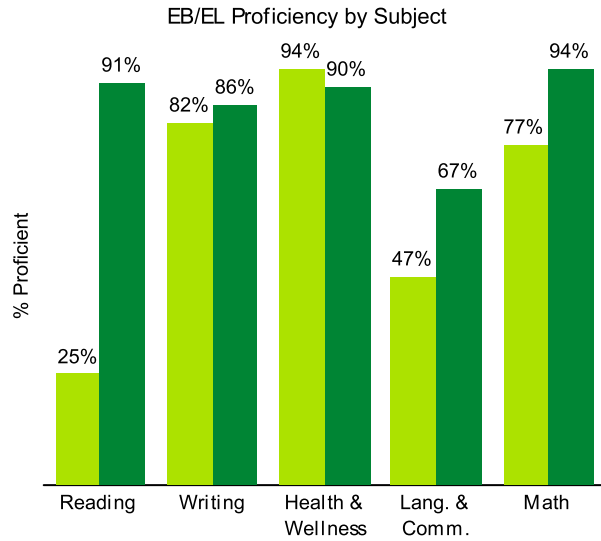
Prekindergarten Assessment Results for Students Assessed Both BOY and EOY in School Year 2022-23 by Subject and Race/Ethnicity

		School Year 2022-23							
		Total Students in ECDS	Number Assessed	% Assessed	Number Proficient BOY	Number Proficient EOY	% Proficient BOY	% Proficient EOY	Proficiency Percentage Point Difference
Emergent Literacy Reading	Black or African American	2,123	1,219	57.4%	619	1,040	50.8%	85.3%	34.5
	Hispanic/Latino	5,454	4,273	78.4%	1,097	3,831	25.7%	89.7%	64.0
	White	348	262	75.3%	125	242	47.7%	92.4%	44.7
	Other	300	185	61.7%	104	172	56.2%	93.0%	36.8
Emergent Literacy Writing	Black or African American	2,123	222	10.5%	206	197	92.8%	88.7%	-4.1
	Hispanic/Latino	5,454	575	10.5%	495	510	86.1%	88.7%	2.6
	White	348	63	18.1%	*	*	*	*	4.7
	Other	300	37	12.3%	*	*	*	*	2.7
Health and Wellness	Black or African American	2,123	943	44.4%	892	785	94.6%	83.2%	-11.4
	Hispanic/Latino	5,454	3,030	55.6%	2,879	2,702	95.0%	89.2%	-5.8
	White	348	195	56.0%	186	182	95.4%	93.3%	-2.1
	Other	300	169	56.3%	164	147	97.0%	87.0%	-10.0
Language and Communication	Black or African American	2,123	1,213	57.1%	576	868	47.5%	71.6%	24.1
	Hispanic/Latino	5,454	4,269	78.3%	1,883	2,906	44.1%	68.1%	24.0
	White	348	260	74.7%	154	197	59.2%	75.8%	16.6
	Other	300	186	62.0%	98	146	52.7%	78.5%	25.8
Mathematics	Black or African American	2,123	1,261	59.4%	1,082	1,167	85.8%	92.6%	6.8
	Hispanic/Latino	5,454	4,238	77.7%	3,277	3,937	77.3%	92.9%	15.6
	White	348	267	76.7%	235	257	88.0%	96.3%	8.3
	Other	300	202	67.3%	174	194	86.1%	96.0%	9.9

# Texas Public Prekindergarten Assessment Results for 4-Year-Olds

District: DALLAS ISD (057905), DALLAS, TX

Prekindergarten Assessment Results for Students Assessed Both BOY and EOY in School Year 2022-23 for Selected Student Subpopulations



■ Proficient BOY      ■ Proficient EOY

Note: Data shown as asterisks (\*) in data tables are shown as zeros in charts, but not all zeros in charts represent masked data.

# Texas Public Prekindergarten Assessment Results for 4-Year-Olds

District: DALLAS ISD (057905), DALLAS, TX

## Prekindergarten Assessment Results for Students Assessed Both BOY and EOY in School Year 2022-23 by Subject and Student Subpopulation

		School Year 2022-23							
		Total Students in ECDS	Number Assessed	% Assessed	Number Proficient BOY	Number Proficient EOY	% Proficient BOY	% Proficient EOY	Proficiency Percentage Point Difference
Emergent Literacy Reading	Economically Disadvantaged	7,505	5,362	71.5%	1,615	4,746	30.1%	88.5%	58.4
	EB/EL	3,921	3,153	80.4%	778	2,880	24.7%	91.3%	66.6
	Homeless	384	179	46.6%	50	156	27.9%	87.2%	59.3
	Foster Care	103	67	65.1%	30	56	44.8%	83.6%	38.8
	Military Children	54	36	66.7%	18	*	50.0%	*	*
	Special Education	351	235	67.0%	69	191	29.4%	81.3%	51.9
Emergent Literacy Writing	Economically Disadvantaged	7,505	809	10.8%	717	719	88.6%	88.9%	.3
	EB/EL	3,921	421	10.7%	345	363	82.0%	86.2%	4.2
	Homeless	384	32	8.3%	26	*	81.3%	*	*
	Foster Care	103	12	11.7%	*	*	*	*	0.0
	Military Children	54	8	14.8%	8	*	100.0%	*	*
	Special Education	351	40	11.4%	32	27	80.0%	67.5%	-12.5
Health and Wellness	Economically Disadvantaged	7,505	3,924	52.3%	3,724	3,431	94.9%	87.4%	-7.5
	EB/EL	3,921	2,222	56.7%	2,093	1,990	94.2%	89.6%	-4.6
	Homeless	384	130	33.9%	121	109	93.1%	83.9%	-9.2
	Foster Care	103	52	50.5%	*	41	*	78.9%	*
	Military Children	54	29	53.7%	29	*	100.0%	*	*
	Special Education	351	183	52.1%	162	130	88.5%	71.0%	-17.5
Language and Communication	Economically Disadvantaged	7,505	5,354	71.3%	2,406	3,688	44.9%	68.9%	24.0
	EB/EL	3,921	3,166	80.7%	1,479	2,133	46.7%	67.4%	20.7
	Homeless	384	176	45.8%	82	122	46.6%	69.3%	22.7
	Foster Care	103	67	65.1%	29	42	43.3%	62.7%	19.4
	Military Children	54	35	64.8%	15	25	42.9%	71.4%	28.5
	Special Education	351	234	66.7%	62	104	26.5%	44.4%	17.9
Mathematics	Economically Disadvantaged	7,505	5,388	71.8%	4,239	4,987	78.7%	92.6%	13.9
	EB/EL	3,921	3,162	80.6%	2,430	2,956	76.9%	93.5%	16.6
	Homeless	384	176	45.8%	145	163	82.4%	92.6%	10.2
	Foster Care	103	68	66.0%	54	62	79.4%	91.2%	11.8
	Military Children	54	36	66.7%	29	*	80.6%	*	*
	Special Education	351	242	69.0%	169	200	69.8%	82.6%	12.8

# Texas Public Prekindergarten Assessment Results for 4-Year-Olds

District: DALLAS ISD (057905), DALLAS, TX

Prekindergarten Assessment Results for Students Assessed Both BOY and EOY in School Year 2022-23 by School Name and Subject

		Prekindergarten Assessment Results for Students Assessed Both BOY and EOY in School Year 2022-23							
		Total Students in ECDS	Number Assessed	% Assessed	Number Proficient BOY	Number Proficient EOY	% Proficient BOY	% Proficient EOY	Proficiency Percentage Point Difference
ADELFA BOTELLO CALLEJO EL (057905247)	Emergent Literacy Reading	69	48	69.6%	7	35	14.6%	72.9%	58.3
	Emergent Literacy Writing	69	0	0.0%	0	0	0.0%	0.0%	0.0
	Health and Wellness	69	18	26.1%	6	18	33.3%	100.0%	66.7
	Lang. and Comm.	69	48	69.6%	22	26	45.8%	54.2%	8.4
	Mathematics	69	47	68.1%	39	39	83.0%	83.0%	0.0
ADELLE TURNER EL (057905219)	Emergent Literacy Reading	26	19	73.1%	12	*	63.2%	*	*
	Emergent Literacy Writing	26	0	0.0%	0	0	0.0%	0.0%	0.0
	Health and Wellness	26	19	73.1%	19	19	100.0%	100.0%	0.0
	Lang. and Comm.	26	19	73.1%	13	*	68.4%	*	*
	Mathematics	26	19	73.1%	19	19	100.0%	100.0%	0.0
ALEX SANGER PREPARATORY SCHOOL (057905206)	Emergent Literacy Reading	52	38	73.1%	23	*	60.5%	*	*
	Emergent Literacy Writing	52	0	0.0%	0	0	0.0%	0.0%	0.0
	Health and Wellness	52	13	25.0%	13	*	100.0%	*	*
	Lang. and Comm.	52	39	75.0%	28	21	71.8%	53.9%	-17.9
	Mathematics	52	39	75.0%	*	*	*	*	-5.1
ANNE FRANK EL (057905280)	Emergent Literacy Reading	148	114	77.0%	25	97	21.9%	85.1%	63.2
	Emergent Literacy Writing	148	59	39.9%	48	53	81.4%	89.8%	8.4
	Health and Wellness	148	88	59.5%	81	*	92.1%	*	*
	Lang. and Comm.	148	114	77.0%	33	77	29.0%	67.5%	38.5
	Mathematics	148	114	77.0%	89	101	78.1%	88.6%	10.5
ANNIE WEBB BLANTON EL (057905110)	Emergent Literacy Reading	76	68	89.5%	16	60	23.5%	88.2%	64.7
	Emergent Literacy Writing	76	0	0.0%	0	0	0.0%	0.0%	0.0
	Health and Wellness	76	36	47.4%	29	36	80.6%	100.0%	19.4
	Lang. and Comm.	76	68	89.5%	28	46	41.2%	67.7%	26.5
	Mathematics	76	68	89.5%	48	62	70.6%	91.2%	20.6
ANSON JONES EL (057905164)	Emergent Literacy Reading	45	33	73.3%	7	*	21.2%	*	*
	Emergent Literacy Writing	45	0	0.0%	0	0	0.0%	0.0%	0.0
	Health and Wellness	45	32	71.1%	32	26	100.0%	81.3%	-18.7
	Lang. and Comm.	45	33	73.3%	14	19	42.4%	57.6%	15.2
	Mathematics	45	33	73.3%	27	*	81.8%	*	*
ARCADIA PARK EL (057905105)	Emergent Literacy Reading	69	56	81.2%	14	49	25.0%	87.5%	62.5
	Emergent Literacy Writing	69	0	0.0%	0	0	0.0%	0.0%	0.0
	Health and Wellness	69	37	53.6%	37	37	100.0%	100.0%	0.0
	Lang. and Comm.	69	53	76.8%	22	21	41.5%	39.6%	-1.9

# Texas Public Prekindergarten Assessment Results for 4-Year-Olds

District: DALLAS ISD (057905), DALLAS, TX

		Prekindergarten Assessment Results for Students Assessed Both BOY and EOY in School Year 2022-23							
		Total Students in ECDS	Number Assessed	% Assessed	Number Proficient BOY	Number Proficient EOY	% Proficient BOY	% Proficient EOY	Proficiency Percentage Point Difference
ARCADIA PARK EL	Mathematics	69	57	82.6%	41	45	71.9%	79.0%	7.1
ARLINGTON PARK EARLY CHILDHOOD CEN (057905300)	Emergent Literacy Reading	34	13	38.2%	*	*	*	*	7.7
	Emergent Literacy Writing	34	*	*	*	*	*	*	0.0
	Health and Wellness	34	13	38.2%	13	13	100.0%	100.0%	0.0
	Lang. and Comm.	34	26	76.5%	11	16	42.3%	61.5%	19.2
	Mathematics	34	25	73.5%	*	*	*	*	0.0
ARTHUR KRAMER EL (057905169)	Emergent Literacy Reading	58	40	69.0%	22	*	55.0%	*	*
	Emergent Literacy Writing	58	0	0.0%	0	0	0.0%	0.0%	0.0
	Health and Wellness	58	39	67.2%	39	29	100.0%	74.4%	-25.6
	Lang. and Comm.	58	40	69.0%	25	29	62.5%	72.5%	10.0
	Mathematics	58	41	70.7%	*	41	*	100.0%	*
ARTURO SALAZAR EL (057905239)	Emergent Literacy Reading	55	52	94.6%	14	*	26.9%	*	*
	Emergent Literacy Writing	55	23	41.8%	23	*	100.0%	*	*
	Health and Wellness	55	31	56.4%	*	*	*	*	-3.2
	Lang. and Comm.	55	52	94.6%	24	37	46.2%	71.2%	25.0
	Mathematics	55	52	94.6%	38	*	73.1%	*	*
ASCHER SILBERSTEIN EL (057905209)	Emergent Literacy Reading	57	47	82.5%	12	42	25.5%	89.4%	63.9
	Emergent Literacy Writing	57	14	24.6%	*	*	*	*	-7.1
	Health and Wellness	57	47	82.5%	38	*	80.9%	*	*
	Lang. and Comm.	57	47	82.5%	10	33	21.3%	70.2%	48.9
	Mathematics	57	47	82.5%	22	*	46.8%	*	*
B H MACON EL (057905180)	Emergent Literacy Reading	68	55	80.9%	21	49	38.2%	89.1%	50.9
	Health and Wellness	68	23	33.8%	23	*	100.0%	*	*
	Lang. and Comm.	68	55	80.9%	19	28	34.6%	50.9%	16.3
	Mathematics	68	44	64.7%	35	37	79.6%	84.1%	4.5
BARBARA JORDAN EL (057905133)	Emergent Literacy Reading	71	60	84.5%	13	*	21.7%	*	*
	Emergent Literacy Writing	71	40	56.3%	40	*	100.0%	*	*
	Health and Wellness	71	40	56.3%	*	35	*	87.5%	*
	Lang. and Comm.	71	60	84.5%	25	43	41.7%	71.7%	30.0
	Mathematics	71	60	84.5%	46	*	76.7%	*	*
BAYLES EL (057905108)	Emergent Literacy Reading	62	46	74.2%	16	*	34.8%	*	*
	Emergent Literacy Writing	62	13	21.0%	*	13	*	100.0%	*
	Health and Wellness	62	31	50.0%	*	31	*	100.0%	*
	Lang. and Comm.	62	46	74.2%	24	37	52.2%	80.4%	28.2
	Mathematics	62	46	74.2%	*	*	*	*	6.5
BEN MILAM EL (057905184)	Emergent Literacy Reading	40	18	45.0%	10	*	55.6%	*	*
	Emergent Literacy Writing	40	0	0.0%	0	0	0.0%	0.0%	0.0
	Health and Wellness	40	0	0.0%	0	0	0.0%	0.0%	0.0



# Texas Public Prekindergarten Assessment Results for 4-Year-Olds

District: DALLAS ISD (057905), DALLAS, TX

		Prekindergarten Assessment Results for Students Assessed Both BOY and EOY in School Year 2022-23							
		Total Students in ECDS	Number Assessed	% Assessed	Number Proficient BOY	Number Proficient EOY	% Proficient BOY	% Proficient EOY	Proficiency Percentage Point Difference
BEN MILAM EL (057905184)	Lang. and Comm.	40	18	45.0%	8	*	44.4%	*	*
	Mathematics	40	18	45.0%	*	*	*	*	16.6
BIOMEDICAL PREPARATORY AT UT SOUTH (057905371)	Emergent Literacy Reading	23	20	87.0%	15	20	75.0%	100.0%	25.0
	Emergent Literacy Writing	23	0	0.0%	0	0	0.0%	0.0%	0.0
	Health and Wellness	23	20	87.0%	20	20	100.0%	100.0%	0.0
	Lang. and Comm.	23	20	87.0%	*	20	*	100.0%	*
	Mathematics	23	20	87.0%	20	20	100.0%	100.0%	0.0
BIRDIE ALEXANDER EL (057905235)	Emergent Literacy Reading	32	26	81.3%	13	*	50.0%	*	*
	Emergent Literacy Writing	32	0	0.0%	0	0	0.0%	0.0%	0.0
	Health and Wellness	32	22	68.8%	*	*	*	*	0.0
	Lang. and Comm.	32	26	81.3%	15	18	57.7%	69.2%	11.5
	Mathematics	32	25	78.1%	*	25	*	100.0%	*
C A TATUM JR EL (057905155)	Emergent Literacy Reading	44	39	88.6%	22	26	56.4%	66.7%	10.3
	Emergent Literacy Writing	44	21	47.7%	*	12	*	57.1%	*
	Health and Wellness	44	39	88.6%	39	30	100.0%	76.9%	-23.1
	Lang. and Comm.	44	39	88.6%	22	33	56.4%	84.6%	28.2
	Mathematics	44	39	88.6%	34	31	87.2%	79.5%	-7.7
C F CARR EL (057905122)	Emergent Literacy Reading	28	21	75.0%	*	*	*	*	76.1
	Emergent Literacy Writing	28	0	0.0%	0	0	0.0%	0.0%	0.0
	Health and Wellness	28	17	60.7%	17	*	100.0%	*	*
	Lang. and Comm.	28	21	75.0%	14	14	66.7%	66.7%	0.0
	Mathematics	28	21	75.0%	*	*	*	*	0.0
CASA VIEW EL (057905125)	Emergent Literacy Reading	70	60	85.7%	12	52	20.0%	86.7%	66.7
	Emergent Literacy Writing	70	0	0.0%	0	0	0.0%	0.0%	0.0
	Health and Wellness	70	48	68.6%	*	*	*	*	-4.1
	Lang. and Comm.	70	58	82.9%	35	31	60.3%	53.5%	-6.8
	Mathematics	70	61	87.1%	43	56	70.5%	91.8%	21.3
CEDAR CREST EL (057905163)	Emergent Literacy Reading	41	28	68.3%	9	*	32.1%	*	*
	Emergent Literacy Writing	41	0	0.0%	0	0	0.0%	0.0%	0.0
	Health and Wellness	41	5	12.2%	5	5	100.0%	100.0%	0.0
	Lang. and Comm.	41	25	61.0%	10	14	40.0%	56.0%	16.0
	Mathematics	41	28	68.3%	23	*	82.1%	*	*
CELESTINO MAURICIO SOTO JR EL (057905287)	Emergent Literacy Reading	47	38	80.9%	10	*	26.3%	*	*
	Emergent Literacy Writing	47	0	0.0%	0	0	0.0%	0.0%	0.0
	Health and Wellness	47	34	72.3%	*	*	*	*	3.0
	Lang. and Comm.	47	38	80.9%	*	5	*	13.2%	*
	Mathematics	47	19	40.4%	13	*	68.4%	*	*
CENTRAL EL	Emergent Literacy Reading	58	50	86.2%	21	*	42.0%	*	*

# Texas Public Prekindergarten Assessment Results for 4-Year-Olds

District: DALLAS ISD (057905), DALLAS, TX

		Prekindergarten Assessment Results for Students Assessed Both BOY and EOY in School Year 2022-23							
		Total Students in ECDS	Number Assessed	% Assessed	Number Proficient BOY	Number Proficient EOY	% Proficient BOY	% Proficient EOY	Proficiency Percentage Point Difference
CENTRAL EL (057905126)	Emergent Literacy Writing	58	37	63.8%	26	*	70.3%	*	*
	Health and Wellness	58	38	65.5%	22	31	57.9%	81.6%	23.7
	Lang. and Comm.	58	50	86.2%	19	42	38.0%	84.0%	46.0
	Mathematics	58	50	86.2%	32	*	64.0%	*	*
CESAR CHAVEZ LEARNING CENTER (057905281)	Emergent Literacy Reading	67	49	73.1%	14	38	28.6%	77.6%	49.0
	Emergent Literacy Writing	67	*	*	*	*	*	*	0.0
	Health and Wellness	67	37	55.2%	29	*	78.4%	*	*
	Lang. and Comm.	67	49	73.1%	23	27	46.9%	55.1%	8.2
	Mathematics	67	49	73.1%	37	41	75.5%	83.7%	8.2
CHAPEL HILL PREPARATORY-A PERSONAL (057905119)	Emergent Literacy Reading	35	31	88.6%	8	*	25.8%	*	*
	Emergent Literacy Writing	35	0	0.0%	0	0	0.0%	0.0%	0.0
	Health and Wellness	35	0	0.0%	0	0	0.0%	0.0%	0.0
	Lang. and Comm.	35	31	88.6%	13	12	41.9%	38.7%	-3.2
	Mathematics	35	31	88.6%	31	*	100.0%	*	*
CHARLES A GILL EL (057905147)	Emergent Literacy Reading	71	41	57.8%	9	*	22.0%	*	*
	Emergent Literacy Writing	71	0	0.0%	0	0	0.0%	0.0%	0.0
	Health and Wellness	71	28	39.4%	*	*	*	*	0.0
	Lang. and Comm.	71	46	64.8%	16	32	34.8%	69.6%	34.8
	Mathematics	71	48	67.6%	30	43	62.5%	89.6%	27.1
CHARLES RICE LEARNING CENTER (057905201)	Emergent Literacy Reading	60	50	83.3%	22	39	44.0%	78.0%	34.0
	Emergent Literacy Writing	60	0	0.0%	0	0	0.0%	0.0%	0.0
	Health and Wellness	60	48	80.0%	48	40	100.0%	83.3%	-16.7
	Lang. and Comm.	60	48	80.0%	32	41	66.7%	85.4%	18.7
	Mathematics	60	49	81.7%	42	*	85.7%	*	*
CLARA OLIVER EL (057905189)	Emergent Literacy Reading	21	17	81.0%	*	*	*	*	70.6
	Health and Wellness	21	6	28.6%	6	6	100.0%	100.0%	0.0
	Lang. and Comm.	21	17	81.0%	9	*	52.9%	*	*
	Mathematics	21	17	81.0%	*	*	*	*	5.9
CLINTON P RUSSELL EL (057905205)	Emergent Literacy Reading	45	32	71.1%	11	*	34.4%	*	*
	Emergent Literacy Writing	45	0	0.0%	0	0	0.0%	0.0%	0.0
	Health and Wellness	45	24	53.3%	18	*	75.0%	*	*
	Lang. and Comm.	45	31	68.9%	8	13	25.8%	41.9%	16.1
	Mathematics	45	29	64.4%	*	*	*	*	0.0
DAN D ROGERS EL (057905203)	Emergent Literacy Reading	56	28	50.0%	16	*	57.1%	*	*
	Emergent Literacy Writing	56	0	0.0%	0	0	0.0%	0.0%	0.0
	Health and Wellness	56	13	23.2%	*	13	*	100.0%	*
	Lang. and Comm.	56	28	50.0%	15	23	53.6%	82.1%	28.5
	Mathematics	56	28	50.0%	21	*	75.0%	*	*

# Texas Public Prekindergarten Assessment Results for 4-Year-Olds

District: DALLAS ISD (057905), DALLAS, TX

		Prekindergarten Assessment Results for Students Assessed Both BOY and EOY in School Year 2022-23							
		Total Students in ECDS	Number Assessed	% Assessed	Number Proficient BOY	Number Proficient EOY	% Proficient BOY	% Proficient EOY	Proficiency Percentage Point Difference
DANIEL WEBSTER EL (057905225)	Emergent Literacy Reading	31	17	54.8%	12	*	70.6%	*	*
	Emergent Literacy Writing	31	0	0.0%	0	0	0.0%	0.0%	0.0
	Health and Wellness	31	8	25.8%	*	*	*	*	-12.5
	Lang. and Comm.	31	17	54.8%	9	10	52.9%	58.8%	5.9
	Mathematics	31	11	35.5%	*	*	*	*	-9.1
DAVID G BURNET EL (057905116)	Emergent Literacy Reading	76	58	76.3%	16	53	27.6%	91.4%	63.8
	Emergent Literacy Writing	76	0	0.0%	0	0	0.0%	0.0%	0.0
	Health and Wellness	76	47	61.8%	42	*	89.4%	*	*
	Lang. and Comm.	76	58	76.3%	28	44	48.3%	75.9%	27.6
	Mathematics	76	58	76.3%	50	*	86.2%	*	*
DOWNTOWN MONTESSORI AT IDA B WELLS (057905361)	Emergent Literacy Reading	53	49	92.5%	23	37	46.9%	75.5%	28.6
	Emergent Literacy Writing	53	0	0.0%	0	0	0.0%	0.0%	0.0
	Health and Wellness	53	14	26.4%	14	*	100.0%	*	*
	Lang. and Comm.	53	48	90.6%	23	29	47.9%	60.4%	12.5
	Mathematics	53	46	86.8%	41	*	89.1%	*	*
DR MARTIN LUTHER KING JR ARTS ACAD (057905128)	Emergent Literacy Reading	38	32	84.2%	16	*	50.0%	*	*
	Lang. and Comm.	38	32	84.2%	19	19	59.4%	59.4%	0.0
	Mathematics	38	32	84.2%	*	32	*	100.0%	*
EBBY HALLIDAY EL (057905305)	Emergent Literacy Reading	71	33	46.5%	8	21	24.2%	63.6%	39.4
	Emergent Literacy Writing	71	*	*	*	*	*	*	25.0
	Health and Wellness	71	41	57.8%	41	*	100.0%	*	*
	Lang. and Comm.	71	33	46.5%	14	10	42.4%	30.3%	-12.1
	Mathematics	71	52	73.2%	45	*	86.5%	*	*
EDDIE BERNICE JOHNSON STEM ACADEMY (057905312)	Emergent Literacy Reading	47	38	80.9%	18	33	47.4%	86.8%	39.4
	Emergent Literacy Writing	47	0	0.0%	0	0	0.0%	0.0%	0.0
	Health and Wellness	47	38	80.9%	38	*	100.0%	*	*
	Lang. and Comm.	47	38	80.9%	18	30	47.4%	79.0%	31.6
	Mathematics	47	38	80.9%	33	*	86.8%	*	*
EDNA ROWE EL (057905232)	Emergent Literacy Reading	39	29	74.4%	15	22	51.7%	75.9%	24.2
	Emergent Literacy Writing	39	0	0.0%	0	0	0.0%	0.0%	0.0
	Health and Wellness	39	29	74.4%	29	21	100.0%	72.4%	-27.6
	Lang. and Comm.	39	29	74.4%	14	17	48.3%	58.6%	10.3
	Mathematics	39	29	74.4%	*	*	*	*	6.9
EDUARDO MATA MONTESSORI SCHOOL (057905270)	Emergent Literacy Reading	49	40	81.6%	17	24	42.5%	60.0%	17.5
	Emergent Literacy Writing	49	0	0.0%	0	0	0.0%	0.0%	0.0
	Health and Wellness	49	17	34.7%	17	*	100.0%	*	*
	Lang. and Comm.	49	37	75.5%	26	21	70.3%	56.8%	-13.5
	Mathematics	49	38	77.6%	*	*	*	*	0.0

# Texas Public Prekindergarten Assessment Results for 4-Year-Olds

District: DALLAS ISD (057905), DALLAS, TX

		Prekindergarten Assessment Results for Students Assessed Both BOY and EOY in School Year 2022-23							
		Total Students in ECDS	Number Assessed	% Assessed	Number Proficient BOY	Number Proficient EOY	% Proficient BOY	% Proficient EOY	Proficiency Percentage Point Difference
EDWARD TITCHE EL (057905216)	Emergent Literacy Reading	88	60	68.2%	9	45	15.0%	75.0%	60.0
	Emergent Literacy Writing	88	15	17.1%	*	10	*	66.7%	*
	Health and Wellness	88	46	52.3%	*	37	*	80.4%	*
	Lang. and Comm.	88	60	68.2%	23	43	38.3%	71.7%	33.4
	Mathematics	88	59	67.1%	31	47	52.5%	79.7%	27.2
EDWIN J KIEST EL (057905166)	Emergent Literacy Reading	62	51	82.3%	9	37	17.7%	72.6%	54.9
	Emergent Literacy Writing	62	0	0.0%	0	0	0.0%	0.0%	0.0
	Health and Wellness	62	34	54.8%	*	*	*	*	-3.0
	Lang. and Comm.	62	51	82.3%	13	17	25.5%	33.3%	7.8
	Mathematics	62	51	82.3%	34	42	66.7%	82.4%	15.7
ELADIO R MARTINEZ LEARNING CENTER (057905265)	Emergent Literacy Reading	45	27	60.0%	11	*	40.7%	*	*
	Emergent Literacy Writing	45	12	26.7%	*	12	*	100.0%	*
	Health and Wellness	45	14	31.1%	*	*	*	*	-7.2
	Lang. and Comm.	45	27	60.0%	17	15	63.0%	55.6%	-7.4
	Mathematics	45	26	57.8%	26	*	100.0%	*	*
ELISHA M PEASE EL (057905191)	Emergent Literacy Reading	102	60	58.8%	19	55	31.7%	91.7%	60.0
	Emergent Literacy Writing	102	0	0.0%	0	0	0.0%	0.0%	0.0
	Health and Wellness	102	60	58.8%	*	*	*	*	-3.4
	Lang. and Comm.	102	57	55.9%	15	48	26.3%	84.2%	57.9
	Mathematics	102	60	58.8%	42	60	70.0%	100.0%	30.0
ESPERANZA MEDRANO EL (057905283)	Emergent Literacy Reading	42	25	59.5%	15	19	60.0%	76.0%	16.0
	Health and Wellness	42	11	26.2%	11	11	100.0%	100.0%	0.0
	Lang. and Comm.	42	25	59.5%	10	15	40.0%	60.0%	20.0
	Mathematics	42	25	59.5%	*	*	*	*	4.0
EVERETTE LEE DEGOLYER EL (057905135)	Emergent Literacy Reading	21	13	61.9%	*	13	*	100.0%	*
	Emergent Literacy Writing	21	0	0.0%	0	0	0.0%	0.0%	0.0
	Health and Wellness	21	13	61.9%	13	*	100.0%	*	*
	Lang. and Comm.	21	11	52.4%	6	11	54.6%	100.0%	45.4
	Mathematics	21	*	*	*	*	*	*	100.0
F P CAILLET EL (057905120)	Emergent Literacy Reading	60	55	91.7%	9	55	16.4%	100.0%	83.6
	Emergent Literacy Writing	60	0	0.0%	0	0	0.0%	0.0%	0.0
	Health and Wellness	60	53	88.3%	*	38	*	71.7%	*
	Lang. and Comm.	60	55	91.7%	15	*	27.3%	*	*
	Mathematics	60	55	91.7%	36	55	65.5%	100.0%	34.5
FELIX G BOTELLO PERSONALIZED LEARN (057905289)	Emergent Literacy Reading	59	51	86.4%	*	42	*	82.4%	*
	Health and Wellness	59	0	0.0%	0	0	0.0%	0.0%	0.0
	Lang. and Comm.	59	50	84.8%	24	22	48.0%	44.0%	-4.0
	Mathematics	59	47	79.7%	30	*	63.8%	*	*

# Texas Public Prekindergarten Assessment Results for 4-Year-Olds

District: DALLAS ISD (057905), DALLAS, TX

		Prekindergarten Assessment Results for Students Assessed Both BOY and EOY in School Year 2022-23							
		Total Students in ECDS	Number Assessed	% Assessed	Number Proficient BOY	Number Proficient EOY	% Proficient BOY	% Proficient EOY	Proficiency Percentage Point Difference
FRANK GUZICK EL (057905240)	Emergent Literacy Reading	85	58	68.2%	14	48	24.1%	82.8%	58.7
	Emergent Literacy Writing	85	12	14.1%	12	12	100.0%	100.0%	0.0
	Health and Wellness	85	41	48.2%	*	31	*	75.6%	*
	Lang. and Comm.	85	59	69.4%	28	40	47.5%	67.8%	20.3
	Mathematics	85	59	69.4%	43	*	72.9%	*	*
FREDERICK DOUGLASS EL (057905266)	Emergent Literacy Reading	52	21	40.4%	*	*	*	*	81.0
	Lang. and Comm.	52	23	44.2%	10	*	43.5%	*	*
	Mathematics	52	21	40.4%	12	*	57.1%	*	*
GABE P ALLEN CHARTER SCHOOL (057905103)	Emergent Literacy Reading	29	21	72.4%	5	*	23.8%	*	*
	Emergent Literacy Writing	29	12	41.4%	12	*	100.0%	*	*
	Health and Wellness	29	12	41.4%	12	*	100.0%	*	*
	Lang. and Comm.	29	21	72.4%	8	13	38.1%	61.9%	23.8
	Mathematics	29	21	72.4%	*	*	*	*	4.7
GENEVA HEIGHTS EL (057905174)	Emergent Literacy Reading	33	25	75.8%	9	*	36.0%	*	*
	Emergent Literacy Writing	33	0	0.0%	0	0	0.0%	0.0%	0.0
	Health and Wellness	33	9	27.3%	9	9	100.0%	100.0%	0.0
	Lang. and Comm.	33	25	75.8%	7	7	28.0%	28.0%	0.0
	Mathematics	33	25	75.8%	15	*	60.0%	*	*
GEORGE B DEALEY MONTESSORI ACADEMY (057905134)	Emergent Literacy Reading	32	32	100.0%	*	*	*	*	0.0
	Emergent Literacy Writing	32	0	0.0%	0	0	0.0%	0.0%	0.0
	Health and Wellness	32	30	93.8%	*	*	*	*	-3.3
	Lang. and Comm.	32	32	100.0%	24	26	75.0%	81.3%	6.3
	Mathematics	32	32	100.0%	32	32	100.0%	100.0%	0.0
GEORGE HERBERT WALKER BUSH EL (057905304)	Emergent Literacy Reading	75	54	72.0%	17	*	31.5%	*	*
	Emergent Literacy Writing	75	17	22.7%	17	*	100.0%	*	*
	Health and Wellness	75	44	58.7%	44	31	100.0%	70.5%	-29.5
	Lang. and Comm.	75	54	72.0%	30	32	55.6%	59.3%	3.7
	Mathematics	75	54	72.0%	49	49	90.7%	90.7%	0.0
GEORGE PEABODY EL (057905190)	Emergent Literacy Reading	43	29	67.4%	*	20	*	69.0%	*
	Emergent Literacy Writing	43	15	34.9%	*	8	*	53.3%	*
	Health and Wellness	43	16	37.2%	16	*	100.0%	*	*
	Lang. and Comm.	43	31	72.1%	*	13	*	41.9%	*
	Mathematics	43	18	41.9%	10	*	55.6%	*	*
GEORGE W TRUETT EL (057905218)	Emergent Literacy Reading	94	67	71.3%	17	56	25.4%	83.6%	58.2
	Emergent Literacy Writing	94	0	0.0%	0	0	0.0%	0.0%	0.0
	Health and Wellness	94	34	36.2%	25	*	73.5%	*	*
	Lang. and Comm.	94	66	70.2%	19	32	28.8%	48.5%	19.7
	Mathematics	94	64	68.1%	46	58	71.9%	90.6%	18.7

# Texas Public Prekindergarten Assessment Results for 4-Year-Olds

District: DALLAS ISD (057905), DALLAS, TX

		Prekindergarten Assessment Results for Students Assessed Both BOY and EOY in School Year 2022-23							
		Total Students in ECDS	Number Assessed	% Assessed	Number Proficient BOY	Number Proficient EOY	% Proficient BOY	% Proficient EOY	Proficiency Percentage Point Difference
GILBERT CUELLAR SR EL (057905276)	Emergent Literacy Reading	67	38	56.7%	13	*	34.2%	*	*
	Emergent Literacy Writing	67	15	22.4%	15	15	100.0%	100.0%	0.0
	Health and Wellness	67	32	47.8%	32	*	100.0%	*	*
	Lang. and Comm.	67	39	58.2%	16	*	41.0%	*	*
	Mathematics	67	44	65.7%	*	44	*	100.0%	*
H I HOLLAND EL AT LISBON (057905178)	Emergent Literacy Reading	50	32	64.0%	12	27	37.5%	84.4%	46.9
	Health and Wellness	50	33	66.0%	33	21	100.0%	63.6%	-36.4
	Lang. and Comm.	50	32	64.0%	21	25	65.6%	78.1%	12.5
	Mathematics	50	33	66.0%	*	*	*	*	-6.0
HALL PERSONALIZED LEARNING ACADEMY (057905149)	Emergent Literacy Reading	47	42	89.4%	*	*	*	*	85.8
	Emergent Literacy Writing	47	0	0.0%	0	0	0.0%	0.0%	0.0
	Health and Wellness	47	13	27.7%	*	*	*	*	-7.7
	Lang. and Comm.	47	40	85.1%	28	31	70.0%	77.5%	7.5
	Mathematics	47	38	80.9%	31	32	81.6%	84.2%	2.6
HARRELL BUDD EL (057905115)	Emergent Literacy Reading	51	26	51.0%	9	16	34.6%	61.5%	26.9
	Emergent Literacy Writing	51	0	0.0%	0	0	0.0%	0.0%	0.0
	Health and Wellness	51	19	37.3%	19	19	100.0%	100.0%	0.0
	Lang. and Comm.	51	15	29.4%	*	6	*	40.0%	*
	Mathematics	51	15	29.4%	*	*	*	*	0.0
HARRY C WITHERS EL (057905230)	Emergent Literacy Reading	31	28	90.3%	11	28	39.3%	100.0%	60.7
	Emergent Literacy Writing	31	26	83.9%	15	26	57.7%	100.0%	42.3
	Health and Wellness	31	27	87.1%	*	*	*	*	0.0
	Lang. and Comm.	31	28	90.3%	12	*	42.9%	*	*
	Mathematics	31	28	90.3%	23	28	82.1%	100.0%	17.9
HARRY STONE MONTESSORI ACADEMY (057905212)	Emergent Literacy Reading	34	27	79.4%	*	27	*	100.0%	*
	Emergent Literacy Writing	34	0	0.0%	0	0	0.0%	0.0%	0.0
	Health and Wellness	34	0	0.0%	0	0	0.0%	0.0%	0.0
	Lang. and Comm.	34	27	79.4%	*	27	*	100.0%	*
	Mathematics	34	25	73.5%	25	25	100.0%	100.0%	0.0
HENRY B GONZALEZ PERSONALIZED LEAR (057905234)	Emergent Literacy Reading	78	67	85.9%	16	62	23.9%	92.5%	68.6
	Emergent Literacy Writing	78	0	0.0%	0	0	0.0%	0.0%	0.0
	Health and Wellness	78	37	47.4%	37	*	100.0%	*	*
	Lang. and Comm.	78	67	85.9%	17	46	25.4%	68.7%	43.3
	Mathematics	78	72	92.3%	54	*	75.0%	*	*
HOGG NEW TECH CENTER (057905157)	Emergent Literacy Reading	38	25	65.8%	9	*	36.0%	*	*
	Emergent Literacy Writing	38	0	0.0%	0	0	0.0%	0.0%	0.0
	Health and Wellness	38	25	65.8%	*	25	*	100.0%	*
	Lang. and Comm.	38	25	65.8%	12	*	48.0%	*	*



# Texas Public Prekindergarten Assessment Results for 4-Year-Olds

District: DALLAS ISD (057905), DALLAS, TX

		Prekindergarten Assessment Results for Students Assessed Both BOY and EOY in School Year 2022-23							
		Total Students in ECDS	Number Assessed	% Assessed	Number Proficient BOY	Number Proficient EOY	% Proficient BOY	% Proficient EOY	Proficiency Percentage Point Difference
HOGG NEW TECH CENTER	Mathematics	38	25	65.8%	19	*	76.0%	*	*
IGNACIO ZARAGOZA EL (057905131)	Emergent Literacy Reading	34	21	61.8%	13	*	61.9%	*	*
	Emergent Literacy Writing	34	0	0.0%	0	0	0.0%	0.0%	0.0
	Health and Wellness	34	21	61.8%	21	*	100.0%	*	*
	Lang. and Comm.	34	21	61.8%	13	16	61.9%	76.2%	14.3
	Mathematics	34	21	61.8%	*	21	*	100.0%	*
J N ERVIN EL (057905142)	Emergent Literacy Reading	102	63	61.8%	23	57	36.5%	90.5%	54.0
	Emergent Literacy Writing	102	55	53.9%	44	45	80.0%	81.8%	1.8
	Health and Wellness	102	53	52.0%	*	42	*	79.3%	*
	Lang. and Comm.	102	61	59.8%	22	30	36.1%	49.2%	13.1
	Mathematics	102	56	54.9%	44	50	78.6%	89.3%	10.7
J P STARKS EL (057905263)	Emergent Literacy Reading	24	9	37.5%	*	*	*	*	66.7
	Emergent Literacy Writing	24	0	0.0%	0	0	0.0%	0.0%	0.0
	Health and Wellness	24	10	41.7%	10	10	100.0%	100.0%	0.0
	Lang. and Comm.	24	9	37.5%	*	9	*	100.0%	*
	Mathematics	24	9	37.5%	9	9	100.0%	100.0%	0.0
JACK LOWE SR EL (057905176)	Emergent Literacy Reading	43	34	79.1%	18	*	52.9%	*	*
	Emergent Literacy Writing	43	15	34.9%	15	15	100.0%	100.0%	0.0
	Health and Wellness	43	34	79.1%	34	*	100.0%	*	*
	Lang. and Comm.	43	34	79.1%	23	28	67.7%	82.4%	14.7
	Mathematics	43	34	79.1%	*	*	*	*	3.0
JAMES BOWIE EL (057905112)	Emergent Literacy Reading	36	28	77.8%	14	*	50.0%	*	*
	Emergent Literacy Writing	36	5	13.9%	5	5	100.0%	100.0%	0.0
	Health and Wellness	36	21	58.3%	*	*	*	*	14.2
	Lang. and Comm.	36	28	77.8%	12	*	42.9%	*	*
	Mathematics	36	27	75.0%	21	27	77.8%	100.0%	22.2
JERRY R JUNKINS EL (057905279)	Emergent Literacy Reading	69	55	79.7%	23	49	41.8%	89.1%	47.3
	Emergent Literacy Writing	69	*	*	*	*	*	*	0.0
	Health and Wellness	69	45	65.2%	*	38	*	84.4%	*
	Lang. and Comm.	69	55	79.7%	22	37	40.0%	67.3%	27.3
	Mathematics	69	55	79.7%	*	50	*	90.9%	*
JILL STONE EL AT VICKERY MEADOW (057905141)	Emergent Literacy Reading	47	29	61.7%	11	24	37.9%	82.8%	44.9
	Emergent Literacy Writing	47	*	*	*	*	*	*	0.0
	Health and Wellness	47	14	29.8%	14	*	100.0%	*	*
	Lang. and Comm.	47	27	57.5%	10	21	37.0%	77.8%	40.8
	Mathematics	47	34	72.3%	28	28	82.4%	82.4%	0.0
JIMMIE TYLER BRASHEAR EL (057905172)	Emergent Literacy Reading	66	55	83.3%	14	*	25.5%	*	*
	Emergent Literacy Writing	66	0	0.0%	0	0	0.0%	0.0%	0.0

# Texas Public Prekindergarten Assessment Results for 4-Year-Olds

District: DALLAS ISD (057905), DALLAS, TX

		Prekindergarten Assessment Results for Students Assessed Both BOY and EOY in School Year 2022-23							
		Total Students in ECDS	Number Assessed	% Assessed	Number Proficient BOY	Number Proficient EOY	% Proficient BOY	% Proficient EOY	Proficiency Percentage Point Difference
JIMMIE TYLER BRASHEAR EL (057905172)	Health and Wellness	66	17	25.8%	17	*	100.0%	*	*
	Lang. and Comm.	66	55	83.3%	16	47	29.1%	85.5%	56.4
	Mathematics	66	55	83.3%	*	55	*	100.0%	*
JOHN F PEELER EL (057905192)	Emergent Literacy Reading	44	15	34.1%	*	*	*	*	80.0
	Emergent Literacy Writing	44	0	0.0%	0	0	0.0%	0.0%	0.0
	Health and Wellness	44	16	36.4%	16	*	100.0%	*	*
	Lang. and Comm.	44	14	31.8%	7	5	50.0%	35.7%	-14.3
	Mathematics	44	14	31.8%	14	14	100.0%	100.0%	0.0
JOHN H REAGAN EL (057905197)	Emergent Literacy Reading	41	30	73.2%	13	*	43.3%	*	*
	Emergent Literacy Writing	41	14	34.2%	*	*	*	*	0.0
	Health and Wellness	41	17	41.5%	17	*	100.0%	*	*
	Lang. and Comm.	41	30	73.2%	13	18	43.3%	60.0%	16.7
	Mathematics	41	29	70.7%	*	*	*	*	0.0
JOHN IRELAND EL (057905161)	Emergent Literacy Reading	59	48	81.4%	7	43	14.6%	89.6%	75.0
	Emergent Literacy Writing	59	*	*	*	*	*	*	0.0
	Health and Wellness	59	48	81.4%	48	*	100.0%	*	*
	Lang. and Comm.	59	48	81.4%	24	41	50.0%	85.4%	35.4
	Mathematics	59	48	81.4%	41	*	85.4%	*	*
JOHN J PERSHING EL (057905193)	Emergent Literacy Reading	38	29	76.3%	8	29	27.6%	100.0%	72.4
	Emergent Literacy Writing	38	0	0.0%	0	0	0.0%	0.0%	0.0
	Health and Wellness	38	30	79.0%	*	24	*	80.0%	*
	Lang. and Comm.	38	29	76.3%	5	*	17.2%	*	*
	Mathematics	38	29	76.3%	17	29	58.6%	100.0%	41.4
JOHN NEELY BRYAN EL (057905114)	Emergent Literacy Reading	59	37	62.7%	16	30	43.2%	81.1%	37.9
	Emergent Literacy Writing	59	25	42.4%	15	18	60.0%	72.0%	12.0
	Health and Wellness	59	34	57.6%	*	28	*	82.4%	*
	Lang. and Comm.	59	35	59.3%	22	27	62.9%	77.1%	14.2
	Mathematics	59	37	62.7%	26	*	70.3%	*	*
JOHN Q ADAMS EL (057905101)	Emergent Literacy Reading	35	12	34.3%	*	*	*	*	66.6
	Emergent Literacy Writing	35	0	0.0%	0	0	0.0%	0.0%	0.0
	Health and Wellness	35	27	77.1%	27	27	100.0%	100.0%	0.0
	Lang. and Comm.	35	11	31.4%	*	*	*	*	-9.1
	Mathematics	35	11	31.4%	11	*	100.0%	*	*
JOHN W CARPENTER EL (057905121)	Emergent Literacy Reading	22	11	50.0%	5	*	45.5%	*	*
	Emergent Literacy Writing	22	0	0.0%	0	0	0.0%	0.0%	0.0
	Health and Wellness	22	0	0.0%	0	0	0.0%	0.0%	0.0
	Lang. and Comm.	22	11	50.0%	5	*	45.5%	*	*
	Mathematics	22	9	40.9%	9	9	100.0%	100.0%	0.0



# Texas Public Prekindergarten Assessment Results for 4-Year-Olds

District: DALLAS ISD (057905), DALLAS, TX

		Prekindergarten Assessment Results for Students Assessed Both BOY and EOY in School Year 2022-23							
		Total Students in ECDS	Number Assessed	% Assessed	Number Proficient BOY	Number Proficient EOY	% Proficient BOY	% Proficient EOY	Proficiency Percentage Point Difference
JOHN W RUNYON EL (057905237)	Emergent Literacy Reading	48	35	72.9%	*	29	*	82.9%	*
	Emergent Literacy Writing	48	0	0.0%	0	0	0.0%	0.0%	0.0
	Health and Wellness	48	35	72.9%	*	*	*	*	2.8
	Lang. and Comm.	48	35	72.9%	15	27	42.9%	77.1%	34.2
	Mathematics	48	34	70.8%	*	*	*	*	3.0
JOSE 'JOE' MAY EL (057905107)	Emergent Literacy Reading	96	67	69.8%	18	*	26.9%	*	*
	Emergent Literacy Writing	96	10	10.4%	10	*	100.0%	*	*
	Health and Wellness	96	68	70.8%	*	55	*	80.9%	*
	Lang. and Comm.	96	67	69.8%	32	42	47.8%	62.7%	14.9
	Mathematics	96	67	69.8%	38	*	56.7%	*	*
JOSEPH J RHOADS LEARNING CENTER (057905200)	Emergent Literacy Reading	59	15	25.4%	*	*	*	*	80.0
	Emergent Literacy Writing	59	16	27.1%	16	16	100.0%	100.0%	0.0
	Health and Wellness	59	44	74.6%	44	44	100.0%	100.0%	0.0
	Lang. and Comm.	59	21	35.6%	9	16	42.9%	76.2%	33.3
	Mathematics	59	48	81.4%	43	*	89.6%	*	*
JULIAN T SALDIVAR EL (057905271)	Emergent Literacy Reading	79	70	88.6%	18	70	25.7%	100.0%	74.3
	Emergent Literacy Writing	79	31	39.2%	*	26	*	83.9%	*
	Health and Wellness	79	43	54.4%	43	*	100.0%	*	*
	Lang. and Comm.	79	70	88.6%	40	55	57.1%	78.6%	21.5
	Mathematics	79	70	88.6%	*	70	*	100.0%	*
JULIUS DORSEY LEADERSHIP ACADEMY (057905137)	Emergent Literacy Reading	61	49	80.3%	15	36	30.6%	73.5%	42.9
	Emergent Literacy Writing	61	0	0.0%	0	0	0.0%	0.0%	0.0
	Health and Wellness	61	33	54.1%	33	*	100.0%	*	*
	Lang. and Comm.	61	49	80.3%	19	23	38.8%	46.9%	8.1
	Mathematics	61	48	78.7%	36	39	75.0%	81.3%	6.3
K B POLK CENTER FOR ACADEMICALLY T (057905194)	Emergent Literacy Reading	33	26	78.8%	10	26	38.5%	100.0%	61.5
	Emergent Literacy Writing	33	15	45.5%	15	15	100.0%	100.0%	0.0
	Health and Wellness	33	26	78.8%	26	*	100.0%	*	*
	Lang. and Comm.	33	26	78.8%	17	18	65.4%	69.2%	3.8
	Mathematics	33	26	78.8%	*	26	*	100.0%	*
KLEBERG EL (057905167)	Emergent Literacy Reading	97	76	78.4%	18	70	23.7%	92.1%	68.4
	Emergent Literacy Writing	97	0	0.0%	0	0	0.0%	0.0%	0.0
	Health and Wellness	97	79	81.4%	*	66	*	83.5%	*
	Lang. and Comm.	97	74	76.3%	31	46	41.9%	62.2%	20.3
	Mathematics	97	74	76.3%	53	66	71.6%	89.2%	17.6
L L HOTCHKISS EL (057905159)	Emergent Literacy Reading	51	32	62.8%	8	*	25.0%	*	*
	Emergent Literacy Writing	51	0	0.0%	0	0	0.0%	0.0%	0.0
	Health and Wellness	51	30	58.8%	30	*	100.0%	*	*

# Texas Public Prekindergarten Assessment Results for 4-Year-Olds

District: DALLAS ISD (057905), DALLAS, TX

		Prekindergarten Assessment Results for Students Assessed Both BOY and EOY in School Year 2022-23							
		Total Students in ECDS	Number Assessed	% Assessed	Number Proficient BOY	Number Proficient EOY	% Proficient BOY	% Proficient EOY	Proficiency Percentage Point Difference
L L HOTCHKISS EL (057905159)	Lang. and Comm.	51	32	62.8%	15	27	46.9%	84.4%	37.5
	Mathematics	51	32	62.8%	27	*	84.4%	*	*
L O DONALD EL (057905136)	Emergent Literacy Reading	43	25	58.1%	*	*	*	*	72.0
	Emergent Literacy Writing	43	22	51.2%	*	22	*	100.0%	*
	Health and Wellness	43	22	51.2%	22	*	100.0%	*	*
	Lang. and Comm.	43	33	76.7%	18	24	54.6%	72.7%	18.1
	Mathematics	43	35	81.4%	*	*	*	*	2.8
LARRY G SMITH EL (057905154)	Emergent Literacy Reading	98	79	80.6%	27	*	34.2%	*	*
	Emergent Literacy Writing	98	53	54.1%	*	*	*	*	0.0
	Health and Wellness	98	53	54.1%	*	*	*	*	3.8
	Lang. and Comm.	98	78	79.6%	28	67	35.9%	85.9%	50.0
	Mathematics	98	78	79.6%	62	*	79.5%	*	*
LEE A MCSHAN JR EL (057905286)	Emergent Literacy Reading	56	10	17.9%	*	10	*	100.0%	*
	Health and Wellness	56	21	37.5%	*	*	*	*	9.5
	Lang. and Comm.	56	10	17.9%	*	*	*	*	-10.0
	Mathematics	56	36	64.3%	27	36	75.0%	100.0%	25.0
LEILA P COWART EL (057905130)	Emergent Literacy Reading	65	53	81.5%	11	45	20.8%	84.9%	64.1
	Emergent Literacy Writing	65	0	0.0%	0	0	0.0%	0.0%	0.0
	Health and Wellness	65	22	33.9%	*	*	*	*	-9.1
	Lang. and Comm.	65	53	81.5%	15	37	28.3%	69.8%	41.5
	Mathematics	65	52	80.0%	31	*	59.6%	*	*
LEONIDES GONZALEZ CIGARROA MD EL (057905278)	Emergent Literacy Reading	58	43	74.1%	5	*	11.6%	*	*
	Emergent Literacy Writing	58	20	34.5%	12	15	60.0%	75.0%	15.0
	Health and Wellness	58	28	48.3%	28	10	100.0%	35.7%	-64.3
	Lang. and Comm.	58	44	75.9%	21	35	47.7%	79.6%	31.9
	Mathematics	58	43	74.1%	24	*	55.8%	*	*
LESLIE A STEMMONS EL (057905210)	Emergent Literacy Reading	73	42	57.5%	17	*	40.5%	*	*
	Emergent Literacy Writing	73	0	0.0%	0	0	0.0%	0.0%	0.0
	Health and Wellness	73	43	58.9%	*	38	*	88.4%	*
	Lang. and Comm.	73	42	57.5%	19	26	45.2%	61.9%	16.7
	Mathematics	73	51	69.9%	38	30	74.5%	58.8%	-15.7
LIDA HOOE EL (057905158)	Emergent Literacy Reading	43	34	79.1%	13	*	38.2%	*	*
	Emergent Literacy Writing	43	17	39.5%	*	11	*	64.7%	*
	Health and Wellness	43	21	48.8%	*	14	*	66.7%	*
	Lang. and Comm.	43	29	67.4%	14	20	48.3%	69.0%	20.7
	Mathematics	43	19	44.2%	*	19	*	100.0%	*
LORENZO DE ZAVALA EL (057905260)	Emergent Literacy Reading	33	31	93.9%	5	19	16.1%	61.3%	45.2
	Emergent Literacy Writing	33	0	0.0%	0	0	0.0%	0.0%	0.0

# Texas Public Prekindergarten Assessment Results for 4-Year-Olds

District: DALLAS ISD (057905), DALLAS, TX

		Prekindergarten Assessment Results for Students Assessed Both BOY and EOY in School Year 2022-23							
		Total Students in ECDS	Number Assessed	% Assessed	Number Proficient BOY	Number Proficient EOY	% Proficient BOY	% Proficient EOY	Proficiency Percentage Point Difference
LORENZO DE ZAVALA EL (057905260)	Health and Wellness	33	5	15.2%	5	*	100.0%	*	*
	Lang. and Comm.	33	31	93.9%	9	18	29.0%	58.1%	29.1
	Mathematics	33	25	75.8%	14	*	56.0%	*	*
LOUISE WOLFF KAHN EL (057905275)	Emergent Literacy Reading	55	45	81.8%	6	40	13.3%	88.9%	75.6
	Emergent Literacy Writing	55	0	0.0%	0	0	0.0%	0.0%	0.0
	Health and Wellness	55	39	70.9%	39	*	100.0%	*	*
	Lang. and Comm.	55	45	81.8%	17	25	37.8%	55.6%	17.8
	Mathematics	55	45	81.8%	*	*	*	*	6.7
MAPLE LAWN EL (057905181)	Emergent Literacy Reading	53	32	60.4%	9	*	28.1%	*	*
	Emergent Literacy Writing	53	9	17.0%	9	9	100.0%	100.0%	0.0
	Health and Wellness	53	24	45.3%	24	*	100.0%	*	*
	Lang. and Comm.	53	32	60.4%	9	25	28.1%	78.1%	50.0
	Mathematics	53	32	60.4%	24	*	75.0%	*	*
MARCUS LEADERSHIP ACADEMY (057905182)	Emergent Literacy Reading	82	61	74.4%	8	61	13.1%	100.0%	86.9
	Emergent Literacy Writing	82	0	0.0%	0	0	0.0%	0.0%	0.0
	Health and Wellness	82	8	9.8%	8	8	100.0%	100.0%	0.0
	Lang. and Comm.	82	61	74.4%	27	*	44.3%	*	*
	Mathematics	82	60	73.2%	44	60	73.3%	100.0%	26.7
MARGARET B HENDERSON EL (057905152)	Emergent Literacy Reading	45	40	88.9%	11	40	27.5%	100.0%	72.5
	Emergent Literacy Writing	45	0	0.0%	0	0	0.0%	0.0%	0.0
	Health and Wellness	45	30	66.7%	25	30	83.3%	100.0%	16.7
	Lang. and Comm.	45	40	88.9%	12	19	30.0%	47.5%	17.5
	Mathematics	45	40	88.9%	*	40	*	100.0%	*
MARIA MORENO STEAM ACADEMY (057905272)	Emergent Literacy Reading	39	32	82.1%	*	24	*	75.0%	*
	Emergent Literacy Writing	39	0	0.0%	0	0	0.0%	0.0%	0.0
	Health and Wellness	39	16	41.0%	*	*	*	*	0.0
	Lang. and Comm.	39	32	82.1%	19	26	59.4%	81.3%	21.9
	Mathematics	39	32	82.1%	27	*	84.4%	*	*
MARTHA TURNER REILLY EL (057905198)	Emergent Literacy Reading	58	47	81.0%	16	*	34.0%	*	*
	Emergent Literacy Writing	58	17	29.3%	17	17	100.0%	100.0%	0.0
	Health and Wellness	58	47	81.0%	*	*	*	*	-4.3
	Lang. and Comm.	58	47	81.0%	28	38	59.6%	80.9%	21.3
	Mathematics	58	47	81.0%	40	*	85.1%	*	*
MARTIN WEISS EL (057905226)	Emergent Literacy Reading	56	46	82.1%	16	*	34.8%	*	*
	Emergent Literacy Writing	56	14	25.0%	14	14	100.0%	100.0%	0.0
	Health and Wellness	56	31	55.4%	31	*	100.0%	*	*
	Lang. and Comm.	56	46	82.1%	20	31	43.5%	67.4%	23.9
	Mathematics	56	46	82.1%	34	41	73.9%	89.1%	15.2

# Texas Public Prekindergarten Assessment Results for 4-Year-Olds

District: DALLAS ISD (057905), DALLAS, TX

		Prekindergarten Assessment Results for Students Assessed Both BOY and EOY in School Year 2022-23							
		Total Students in ECDS	Number Assessed	% Assessed	Number Proficient BOY	Number Proficient EOY	% Proficient BOY	% Proficient EOY	Proficiency Percentage Point Difference
MARY MCLEOD BETHUNE EL (057905274)	Emergent Literacy Reading	61	55	90.2%	11	*	20.0%	*	*
	Emergent Literacy Writing	61	0	0.0%	0	0	0.0%	0.0%	0.0
	Health and Wellness	61	38	62.3%	*	22	*	57.9%	*
	Lang. and Comm.	61	55	90.2%	11	45	20.0%	81.8%	61.8
	Mathematics	61	55	90.2%	36	*	65.5%	*	*
MONTESSORI ACADEMY AT ONESIMO HERN (057905385)	Emergent Literacy Reading	55	42	76.4%	21	35	50.0%	83.3%	33.3
	Emergent Literacy Writing	55	7	12.7%	7	*	100.0%	*	*
	Health and Wellness	55	35	63.6%	35	29	100.0%	82.9%	-17.1
	Lang. and Comm.	55	41	74.6%	16	23	39.0%	56.1%	17.1
	Mathematics	55	46	83.6%	41	*	89.1%	*	*
MOUNT AUBURN STEAM ACADEMY (057905188)	Emergent Literacy Reading	67	52	77.6%	11	44	21.2%	84.6%	63.4
	Emergent Literacy Writing	67	0	0.0%	0	0	0.0%	0.0%	0.0
	Health and Wellness	67	44	65.7%	44	*	100.0%	*	*
	Lang. and Comm.	67	53	79.1%	24	*	45.3%	*	*
	Mathematics	67	53	79.1%	37	*	69.8%	*	*
N W HARLLEE EARLY CHILDHOOD CENTER (057905285)	Emergent Literacy Reading	45	29	64.4%	23	29	79.3%	100.0%	20.7
	Emergent Literacy Writing	45	0	0.0%	0	0	0.0%	0.0%	0.0
	Health and Wellness	45	19	42.2%	*	*	*	*	0.0
	Lang. and Comm.	45	29	64.4%	10	*	34.5%	*	*
	Mathematics	45	28	62.2%	*	*	*	*	10.7
NANCY J COCHRAN EL (057905236)	Emergent Literacy Reading	62	41	66.1%	11	33	26.8%	80.5%	53.7
	Emergent Literacy Writing	62	*	*	*	*	*	*	0.0
	Health and Wellness	62	30	48.4%	30	16	100.0%	53.3%	-46.7
	Lang. and Comm.	62	41	66.1%	21	30	51.2%	73.2%	22.0
	Mathematics	62	43	69.4%	37	38	86.1%	88.4%	2.3
NANCY MOSELEY EL (057905187)	Emergent Literacy Reading	61	49	80.3%	17	*	34.7%	*	*
	Emergent Literacy Writing	61	0	0.0%	0	0	0.0%	0.0%	0.0
	Health and Wellness	61	37	60.7%	29	*	78.4%	*	*
	Lang. and Comm.	61	49	80.3%	31	42	63.3%	85.7%	22.4
	Mathematics	61	49	80.3%	*	49	*	100.0%	*
NATHAN ADAMS EL (057905233)	Emergent Literacy Reading	64	45	70.3%	18	*	40.0%	*	*
	Emergent Literacy Writing	64	15	23.4%	*	15	*	100.0%	*
	Health and Wellness	64	45	70.3%	*	*	*	*	-6.7
	Lang. and Comm.	64	45	70.3%	25	33	55.6%	73.3%	17.7
	Mathematics	64	45	70.3%	*	*	*	*	2.3
NATHANIEL HAWTHORNE EL (057905156)	Emergent Literacy Reading	62	57	91.9%	7	*	12.3%	*	*
	Emergent Literacy Writing	62	*	*	*	*	*	*	0.0
	Health and Wellness	62	57	91.9%	57	*	100.0%	*	*

# Texas Public Prekindergarten Assessment Results for 4-Year-Olds

District: DALLAS ISD (057905), DALLAS, TX

		Prekindergarten Assessment Results for Students Assessed Both BOY and EOY in School Year 2022-23								
		Total Students in ECDS	Number Assessed	% Assessed	Number Proficient BOY	Number Proficient EOY	% Proficient BOY	% Proficient EOY	Proficiency Percentage Point Difference	
NATHANIEL HAWTHORNE EL (057905156)	Lang. and Comm.	62	57	91.9%	30	40	52.6%	70.2%	17.6	
	Mathematics	62	57	91.9%	50	52	87.7%	91.2%	3.5	
OBADIAH KNIGHT EL (057905168)	Emergent Literacy Reading	49	38	77.6%	12	38	31.6%	100.0%	68.4	
	Emergent Literacy Writing	49	0	0.0%	0	0	0.0%	0.0%	0.0	
	Health and Wellness	49	38	77.6%	38	33	100.0%	86.8%	-13.2	
	Lang. and Comm.	49	38	77.6%	17	*	44.7%	*	*	
	Mathematics	49	38	77.6%	33	38	86.8%	100.0%	13.2	
ORAN M ROBERTS EL (057905202)	Emergent Literacy Reading	31	25	80.7%	8	*	32.0%	*	*	
	Emergent Literacy Writing	31	0	0.0%	0	0	0.0%	0.0%	0.0	
	Health and Wellness	31	14	45.2%	*	*	*	*	-7.2	
	Lang. and Comm.	31	25	80.7%	13	19	52.0%	76.0%	24.0	
	Mathematics	31	25	80.7%	18	*	72.0%	*	*	
OTTO M FRIDIA EL (057905215)	Emergent Literacy Reading	25	14	56.0%	9	*	64.3%	*	*	
	Emergent Literacy Writing	25	0	0.0%	0	0	0.0%	0.0%	0.0	
	Health and Wellness	25	14	56.0%	14	*	100.0%	*	*	
	Lang. and Comm.	25	14	56.0%	8	*	57.1%	*	*	
	Mathematics	25	14	56.0%	*	14	*	100.0%	*	
PAUL L DUNBAR LEARNING CENTER (057905139)	Emergent Literacy Reading	62	35	56.5%	18	*	51.4%	*	*	
	Health and Wellness	62	20	32.3%	*	20	*	100.0%	*	
	Lang. and Comm.	62	35	56.5%	21	28	60.0%	80.0%	20.0	
	Mathematics	62	35	56.5%	24	*	68.6%	*	*	
PERSONALIZED LEARNING ACADEMY AT H (057905284)	Emergent Literacy Reading	110	68	61.8%	16	55	23.5%	80.9%	57.4	
	Emergent Literacy Writing	110	0	0.0%	0	0	0.0%	0.0%	0.0	
	Health and Wellness	110	29	26.4%	29	23	100.0%	79.3%	-20.7	
	Lang. and Comm.	110	59	53.6%	33	33	55.9%	55.9%	0.0	
	Mathematics	110	67	60.9%	49	55	73.1%	82.1%	9.0	
PERSONALIZED LEARNING PREPARATORY (057905160)	Emergent Literacy Reading	37	34	91.9%	13	*	38.2%	*	*	
	Emergent Literacy Writing	37	0	0.0%	0	0	0.0%	0.0%	0.0	
	Health and Wellness	37	33	89.2%	28	*	84.9%	*	*	
	Lang. and Comm.	37	34	91.9%	9	26	26.5%	76.5%	50.0	
	Mathematics	37	34	91.9%	26	34	76.5%	100.0%	23.5	
PLEASANT GROVE EL (057905273)	Emergent Literacy Reading	61	37	60.7%	6	30	16.2%	81.1%	64.9	
	Emergent Literacy Writing	61	0	0.0%	0	0	0.0%	0.0%	0.0	
	Health and Wellness	61	55	90.2%	*	48	*	87.3%	*	
	Lang. and Comm.	61	54	88.5%	17	28	31.5%	51.9%	20.4	
	Mathematics	61	55	90.2%	33	48	60.0%	87.3%	27.3	
PREK PARTNERSHIP CENTER	Emergent Literacy Reading	650	170	26.2%	96	151	56.5%	88.8%	32.3	
	Emergent Literacy Writing	650	63	9.7%	*	57	*	90.5%	*	

# Texas Public Prekindergarten Assessment Results for 4-Year-Olds

District: DALLAS ISD (057905), DALLAS, TX

		Prekindergarten Assessment Results for Students Assessed Both BOY and EOY in School Year 2022-23							
		Total Students in ECDS	Number Assessed	% Assessed	Number Proficient BOY	Number Proficient EOY	% Proficient BOY	% Proficient EOY	Proficiency Percentage Point Difference
PREK PARTNERSHIP CENTER (057905102)	Health and Wellness	650	131	20.2%	123	114	93.9%	87.0%	-6.9
	Lang. and Comm.	650	166	25.5%	78	121	47.0%	72.9%	25.9
	Mathematics	650	174	26.8%	156	166	89.7%	95.4%	5.7
PRESTON HOLLOW EL (057905195)	Emergent Literacy Reading	49	38	77.6%	19	38	50.0%	100.0%	50.0
	Emergent Literacy Writing	49	0	0.0%	0	0	0.0%	0.0%	0.0
	Health and Wellness	49	38	77.6%	38	38	100.0%	100.0%	0.0
	Lang. and Comm.	49	38	77.6%	22	30	57.9%	79.0%	21.1
	Mathematics	49	38	77.6%	33	38	86.8%	100.0%	13.2
PRESTONWOOD MONTESSORI AT E D WALK (057905322)	Emergent Literacy Reading	44	40	90.9%	26	28	65.0%	70.0%	5.0
	Emergent Literacy Writing	44	7	15.9%	7	*	100.0%	*	*
	Health and Wellness	44	18	40.9%	*	13	*	72.2%	*
	Lang. and Comm.	44	34	77.3%	25	24	73.5%	70.6%	-2.9
	Mathematics	44	40	90.9%	24	*	60.0%	*	*
REINHARDT EL (057905199)	Emergent Literacy Reading	41	35	85.4%	13	*	37.1%	*	*
	Emergent Literacy Writing	41	0	0.0%	0	0	0.0%	0.0%	0.0
	Health and Wellness	41	21	51.2%	*	*	*	*	4.7
	Lang. and Comm.	41	34	82.9%	11	34	32.4%	100.0%	67.6
	Mathematics	41	35	85.4%	26	*	74.3%	*	*
RICHARD LAGOW EL (057905170)	Emergent Literacy Reading	48	36	75.0%	10	29	27.8%	80.6%	52.8
	Emergent Literacy Writing	48	0	0.0%	0	0	0.0%	0.0%	0.0
	Health and Wellness	48	10	20.8%	10	*	100.0%	*	*
	Lang. and Comm.	48	36	75.0%	18	24	50.0%	66.7%	16.7
	Mathematics	48	36	75.0%	28	*	77.8%	*	*
RONALD E MCNAIR EL (057905264)	Emergent Literacy Reading	54	22	40.7%	10	14	45.5%	63.6%	18.1
	Emergent Literacy Writing	54	0	0.0%	0	0	0.0%	0.0%	0.0
	Health and Wellness	54	0	0.0%	0	0	0.0%	0.0%	0.0
	Lang. and Comm.	54	20	37.0%	10	9	50.0%	45.0%	-5.0
	Mathematics	54	19	35.2%	*	13	*	68.4%	*
ROSEMONT LOWER - CHRIS V SEMOS BUI (057905204)	Emergent Literacy Reading	80	74	92.5%	23	66	31.1%	89.2%	58.1
	Emergent Literacy Writing	80	20	25.0%	20	*	100.0%	*	*
	Health and Wellness	80	38	47.5%	*	32	*	84.2%	*
	Lang. and Comm.	80	74	92.5%	19	38	25.7%	51.4%	25.7
	Mathematics	80	74	92.5%	69	*	93.2%	*	*
RUFUS C BURLESON EL (057905117)	Emergent Literacy Reading	56	42	75.0%	10	*	23.8%	*	*
	Emergent Literacy Writing	56	19	33.9%	19	13	100.0%	68.4%	-31.6
	Health and Wellness	56	32	57.1%	32	27	100.0%	84.4%	-15.6
	Lang. and Comm.	56	42	75.0%	17	36	40.5%	85.7%	45.2
	Mathematics	56	42	75.0%	*	*	*	*	7.1



# Texas Public Prekindergarten Assessment Results for 4-Year-Olds

District: DALLAS ISD (057905), DALLAS, TX

		Prekindergarten Assessment Results for Students Assessed Both BOY and EOY in School Year 2022-23							
		Total Students in ECDS	Number Assessed	% Assessed	Number Proficient BOY	Number Proficient EOY	% Proficient BOY	% Proficient EOY	Proficiency Percentage Point Difference
S S CONNER EL (057905129)	Emergent Literacy Reading	71	46	64.8%	17	36	37.0%	78.3%	41.3
	Emergent Literacy Writing	71	0	0.0%	0	0	0.0%	0.0%	0.0
	Health and Wellness	71	44	62.0%	*	31	*	70.5%	*
	Lang. and Comm.	71	46	64.8%	31	30	67.4%	65.2%	-2.2
	Mathematics	71	46	64.8%	*	40	*	87.0%	*
SAN JACINTO EL (057905207)	Emergent Literacy Reading	44	33	75.0%	7	*	21.2%	*	*
	Emergent Literacy Writing	44	0	0.0%	0	0	0.0%	0.0%	0.0
	Health and Wellness	44	33	75.0%	33	*	100.0%	*	*
	Lang. and Comm.	44	33	75.0%	14	*	42.4%	*	*
	Mathematics	44	33	75.0%	22	*	66.7%	*	*
SEAGOVILLE EL (057905208)	Emergent Literacy Reading	69	60	87.0%	9	*	15.0%	*	*
	Emergent Literacy Writing	69	0	0.0%	0	0	0.0%	0.0%	0.0
	Health and Wellness	69	49	71.0%	49	*	100.0%	*	*
	Lang. and Comm.	69	60	87.0%	42	*	70.0%	*	*
	Mathematics	69	60	87.0%	49	*	81.7%	*	*
SEAGOVILLE NORTH EL (057905244)	Emergent Literacy Reading	68	61	89.7%	18	*	29.5%	*	*
	Emergent Literacy Writing	68	*	*	*	*	*	*	0.0
	Health and Wellness	68	61	89.7%	61	*	100.0%	*	*
	Lang. and Comm.	68	61	89.7%	31	*	50.8%	*	*
	Mathematics	68	61	89.7%	42	*	68.9%	*	*
SIDNEY LANIER EXPRESSIVE ARTS VANG (057905173)	Emergent Literacy Reading	26	20	76.9%	8	*	40.0%	*	*
	Emergent Literacy Writing	26	8	30.8%	8	8	100.0%	100.0%	0.0
	Health and Wellness	26	8	30.8%	8	8	100.0%	100.0%	0.0
	Lang. and Comm.	26	20	76.9%	9	*	45.0%	*	*
	Mathematics	26	20	76.9%	*	20	*	100.0%	*
SOLAR PREP FOR BOYS AT JOHN F KENN (057905386)	Emergent Literacy Reading	38	25	65.8%	*	25	*	100.0%	*
	Emergent Literacy Writing	38	0	0.0%	0	0	0.0%	0.0%	0.0
	Health and Wellness	38	23	60.5%	23	23	100.0%	100.0%	0.0
	Lang. and Comm.	38	25	65.8%	15	*	60.0%	*	*
	Mathematics	38	25	65.8%	25	25	100.0%	100.0%	0.0
SOLAR PREPARATORY SCHOOL FOR GIRLS (057905306)	Emergent Literacy Reading	45	43	95.6%	17	43	39.5%	100.0%	60.5
	Emergent Literacy Writing	45	0	0.0%	0	0	0.0%	0.0%	0.0
	Health and Wellness	45	44	97.8%	44	*	100.0%	*	*
	Lang. and Comm.	45	43	95.6%	25	32	58.1%	74.4%	16.3
	Mathematics	45	43	95.6%	*	43	*	100.0%	*
STEPHEN C FOSTER EL (057905145)	Emergent Literacy Reading	63	49	77.8%	15	37	30.6%	75.5%	44.9
	Emergent Literacy Writing	63	0	0.0%	0	0	0.0%	0.0%	0.0
	Health and Wellness	63	47	74.6%	41	33	87.2%	70.2%	-17.0

# Texas Public Prekindergarten Assessment Results for 4-Year-Olds

District: DALLAS ISD (057905), DALLAS, TX

		Prekindergarten Assessment Results for Students Assessed Both BOY and EOY in School Year 2022-23								
		Total Students in ECDS	Number Assessed	% Assessed	Number Proficient BOY	Number Proficient EOY	% Proficient BOY	% Proficient EOY	Proficiency Percentage Point Difference	
STEPHEN C FOSTER EL (057905145)	Lang. and Comm.	63	49	77.8%	25	26	51.0%	53.1%	2.1	
	Mathematics	63	50	79.4%	19	44	38.0%	88.0%	50.0	
STEVENS PARK EL (057905211)	Emergent Literacy Reading	59	37	62.7%	7	32	18.9%	86.5%	67.6	
	Emergent Literacy Writing	59	*	*	*	*	*	*	0.0	
	Health and Wellness	59	18	30.5%	18	18	100.0%	100.0%	0.0	
	Lang. and Comm.	59	41	69.5%	22	23	53.7%	56.1%	2.4	
	Mathematics	59	40	67.8%	34	*	85.0%	*	*	
T G TERRY EL (057905213)	Emergent Literacy Reading	28	24	85.7%	8	24	33.3%	100.0%	66.7	
	Health and Wellness	28	16	57.1%	*	*	*	*	12.5	
	Lang. and Comm.	28	24	85.7%	12	*	50.0%	*	*	
	Mathematics	28	24	85.7%	14	*	58.3%	*	*	
THELMA ELIZABETH PAGE RICHARDSON E (057905303)	Emergent Literacy Reading	53	44	83.0%	10	31	22.7%	70.5%	47.8	
	Emergent Literacy Writing	53	0	0.0%	0	0	0.0%	0.0%	0.0	
	Health and Wellness	53	15	28.3%	15	*	100.0%	*	*	
	Lang. and Comm.	53	43	81.1%	18	19	41.9%	44.2%	2.3	
	Mathematics	53	28	52.8%	17	*	60.7%	*	*	
THOMAS L MARSALIS EL STEAM ACADEMY (057905183)	Emergent Literacy Reading	45	40	88.9%	24	34	60.0%	85.0%	25.0	
	Emergent Literacy Writing	45	*	*	*	*	*	*	0.0	
	Health and Wellness	45	22	48.9%	22	*	100.0%	*	*	
	Lang. and Comm.	45	40	88.9%	25	35	62.5%	87.5%	25.0	
	Mathematics	45	40	88.9%	*	*	*	*	-5.0	
THOMAS TOLBERT EL (057905277)	Emergent Literacy Reading	33	19	57.6%	*	*	*	*	78.9	
	Emergent Literacy Writing	33	0	0.0%	0	0	0.0%	0.0%	0.0	
	Health and Wellness	33	19	57.6%	19	*	100.0%	*	*	
	Lang. and Comm.	33	19	57.6%	8	*	42.1%	*	*	
	Mathematics	33	19	57.6%	*	*	*	*	0.0	
TOM C GOOCH EL (057905148)	Emergent Literacy Reading	59	51	86.4%	33	*	64.7%	*	*	
	Emergent Literacy Writing	59	0	0.0%	0	0	0.0%	0.0%	0.0	
	Health and Wellness	59	51	86.4%	51	46	100.0%	90.2%	-9.8	
	Lang. and Comm.	59	51	86.4%	40	32	78.4%	62.8%	-15.6	
	Mathematics	59	51	86.4%	*	*	*	*	2.0	
UMPHREY LEE EL (057905175)	Emergent Literacy Reading	32	24	75.0%	10	*	41.7%	*	*	
	Emergent Literacy Writing	32	13	40.6%	13	13	100.0%	100.0%	0.0	
	Health and Wellness	32	23	71.9%	23	23	100.0%	100.0%	0.0	
	Lang. and Comm.	32	24	75.0%	13	18	54.2%	75.0%	20.8	
	Mathematics	32	24	75.0%	24	24	100.0%	100.0%	0.0	
URBAN PARK EL (057905222)	Emergent Literacy Reading	67	51	76.1%	17	43	33.3%	84.3%	51.0	
	Emergent Literacy Writing	67	14	20.9%	14	14	100.0%	100.0%	0.0	



# Texas Public Prekindergarten Assessment Results for 4-Year-Olds

District: DALLAS ISD (057905), DALLAS, TX

		Prekindergarten Assessment Results for Students Assessed Both BOY and EOY in School Year 2022-23							
		Total Students in ECDS	Number Assessed	% Assessed	Number Proficient BOY	Number Proficient EOY	% Proficient BOY	% Proficient EOY	Proficiency Percentage Point Difference
URBAN PARK EL (057905222)	Health and Wellness	67	14	20.9%	14	*	100.0%	*	*
	Lang. and Comm.	67	51	76.1%	26	33	51.0%	64.7%	13.7
	Mathematics	67	52	77.6%	46	*	88.5%	*	*
VICTOR H HEXTER EL (057905153)	Emergent Literacy Reading	46	17	37.0%	6	17	35.3%	100.0%	64.7
	Emergent Literacy Writing	46	21	45.7%	21	21	100.0%	100.0%	0.0
	Health and Wellness	46	41	89.1%	41	*	100.0%	*	*
	Lang. and Comm.	46	21	45.7%	9	21	42.9%	100.0%	57.1
	Mathematics	46	24	52.2%	*	24	*	100.0%	*
W A BLAIR EL (057905109)	Emergent Literacy Reading	48	36	75.0%	10	*	27.8%	*	*
	Emergent Literacy Writing	48	0	0.0%	0	0	0.0%	0.0%	0.0
	Health and Wellness	48	36	75.0%	13	25	36.1%	69.4%	33.3
	Lang. and Comm.	48	36	75.0%	18	24	50.0%	66.7%	16.7
	Mathematics	48	37	77.1%	27	*	73.0%	*	*
WALNUT HILL INTERNATIONAL LEADERSH (057905224)	Emergent Literacy Reading	27	20	74.1%	7	*	35.0%	*	*
	Emergent Literacy Writing	27	0	0.0%	0	0	0.0%	0.0%	0.0
	Health and Wellness	27	23	85.2%	23	23	100.0%	100.0%	0.0
	Lang. and Comm.	27	20	74.1%	14	*	70.0%	*	*
	Mathematics	27	23	85.2%	*	23	*	100.0%	*
WEST DALLAS STEM SCHOOL (057905318)	Emergent Literacy Reading	28	10	35.7%	*	10	*	100.0%	*
	Emergent Literacy Writing	28	15	53.6%	9	15	60.0%	100.0%	40.0
	Health and Wellness	28	21	75.0%	*	*	*	*	0.0
	Lang. and Comm.	28	10	35.7%	*	*	*	*	40.0
	Mathematics	28	15	53.6%	15	15	100.0%	100.0%	0.0
WHITNEY M YOUNG JR EL (057905250)	Emergent Literacy Reading	37	14	37.8%	*	*	*	*	57.1
	Emergent Literacy Writing	37	0	0.0%	0	0	0.0%	0.0%	0.0
	Health and Wellness	37	7	18.9%	*	*	*	*	0.0
	Lang. and Comm.	37	12	32.4%	*	5	*	41.7%	*
	Mathematics	37	13	35.1%	*	*	*	*	0.0
WILLIAM LIPSCOMB EL (057905177)	Emergent Literacy Reading	46	41	89.1%	19	*	46.3%	*	*
	Emergent Literacy Writing	46	*	*	*	*	*	*	0.0
	Health and Wellness	46	37	80.4%	37	*	100.0%	*	*
	Lang. and Comm.	46	40	87.0%	16	20	40.0%	50.0%	10.0
	Mathematics	46	40	87.0%	32	35	80.0%	87.5%	7.5
WILLIAM M ANDERSON EL (057905104)	Emergent Literacy Reading	65	51	78.5%	10	46	19.6%	90.2%	70.6
	Emergent Literacy Writing	65	0	0.0%	0	0	0.0%	0.0%	0.0
	Health and Wellness	65	48	73.9%	*	43	*	89.6%	*
	Lang. and Comm.	65	50	76.9%	22	24	44.0%	48.0%	4.0
	Mathematics	65	50	76.9%	37	*	74.0%	*	*

# Texas Public Prekindergarten Assessment Results for 4-Year-Olds

District: DALLAS ISD (057905), DALLAS, TX

		Prekindergarten Assessment Results for Students Assessed Both BOY and EOY in School Year 2022-23							
		Total Students in ECDS	Number Assessed	% Assessed	Number Proficient BOY	Number Proficient EOY	% Proficient BOY	% Proficient EOY	Proficiency Percentage Point Difference
WILMER-HUTCHINS EL (057905301)	Emergent Literacy Reading	44	31	70.5%	8	*	25.8%	*	*
	Emergent Literacy Writing	44	0	0.0%	0	0	0.0%	0.0%	0.0
	Health and Wellness	44	0	0.0%	0	0	0.0%	0.0%	0.0
	Lang. and Comm.	44	33	75.0%	16	23	48.5%	69.7%	21.2
	Mathematics	44	33	75.0%	*	*	*	*	3.0
WINNETKA EL (057905229)	Emergent Literacy Reading	87	82	94.3%	18	*	22.0%	*	*
	Emergent Literacy Writing	87	0	0.0%	0	0	0.0%	0.0%	0.0
	Health and Wellness	87	44	50.6%	*	*	*	*	0.0
	Lang. and Comm.	87	82	94.3%	27	57	32.9%	69.5%	36.6
	Mathematics	87	82	94.3%	57	82	69.5%	100.0%	30.5

# Texas Public Prekindergarten Assessment Results for 4-Year-Olds

District: DALLAS ISD (057905), DALLAS, TX

---

## About the Data

### Purpose

This report provides information on Texas public school prekindergarten (PK) student assessment results. It includes only four-year-old prekindergarten students as of September 1, and therefore counts may not match counts on other reports that include prekindergarten students of all ages. The focus of this report is students who were administered the same assessment(s) beginning-of-year (BOY) and end-of-year (EOY) for the same subject(s) at the same school in the same school year. Prekindergarten assessment results are shown by assessment subject area for all students administered at least one assessment as well as students administered assessments in all subject areas. Prekindergarten assessment results are shown for students by race/ethnicity, economically disadvantaged, Emergent Bilingual (EB)/English learner (EL), and other student subpopulations. This report is available at the state level and by individual school districts. The data download for this report includes the data in this report and data for all students who took an assessment either BOY or EOY or both BOY and EOY.

For more information about prekindergarten, see the TEA website at:

[https://tea.texas.gov/Academics/Early\\_Childhood\\_Education/](https://tea.texas.gov/Academics/Early_Childhood_Education/)

### Data Source

Data in this report for Texas public school prekindergarten assessments come from the Texas Education Agency's (TEA) Public Education Information Management System (PEIMS) and from the TEA's Early Childhood Data System (ECDS). ECDS includes data for two public prekindergarten assessment periods: beginning-of-year (BOY) and end-of-year (EOY). In this report, Texas public school prekindergarten students include only four-year-old prekindergarten students who were reported in ECDS and PEIMS student attendance demographic data each school year. For school year 2017-18, CIRCLE LS and CIRCLE CLI Emergent Literacy Writing (ELW) assessments are not included in this report because benchmarks were unavailable for assessing BOY proficiency. This resulted in approximately 114,000 students excluded from assessment and proficiency counts for the 'ELW' subject area. To protect student confidentiality, small data numbers in this report are masked, i.e., shown as asterisks (\*) in data tables and graphed as zeros in charts, but not all zeros in charts represent masked data. Data in this report are updated annually.

## Data Elements

### Assessed Students

Four-year-old Texas public prekindergarten students administered an assessment on the Texas Education Agency Commissioner's List of Approved Prekindergarten Assessment Instruments. For more information about the Commissioner's List of Approved Prekindergarten Assessment Instruments, see the TEA website at:

[https://tea.texas.gov/Academics/Early\\_Childhood\\_Education/Educator\\_Resources/](https://tea.texas.gov/Academics/Early_Childhood_Education/Educator_Resources/)

# Texas Public Prekindergarten Assessment Results for 4-Year-Olds

District: DALLAS ISD (057905), DALLAS, TX

Assessment Method	Although the Early Childhood Education program area allows both 'Raw score' and 'Percentile' assessment reporting methods to be reported in the ECDS PK submission, the 'Lowest Proficiency Score' range is based on a 'Raw score' scoring method. Hence, only student assessment records using the 'Raw score' scoring method are included in this report.
Assessment Period	Timeframe in which Texas public prekindergarten students are administered assessments. Assessment periods are beginning-of-year (BOY) and end-of-year (EOY). Students can be assessed at the BOY, or EOY or both BOY and EOY.
Assessment Subject (Subject)	The five primary domains of development that may be assessed using the assessment instruments on the Texas Education Agency Commissioner's list: 1. Emergent Literacy (Reading) 2. Emergent Literacy (Writing) 3. Language and Communication (Lang. & Comm.) 4. Health and Wellness (Health & Wellness) 5. Mathematics (Math).
ECDS	The Texas Education Agency's Early Childhood Data System (ECDS). ECDS includes assessment data for two Texas public prekindergarten assessment periods: beginning-of-year (BOY) and end-of-year (EOY).
Economically Disadvantaged	A student is designated as economically disadvantaged if he/she is eligible for free or reduced-price lunch or eligible for other public assistance as defined in the TEA's Public Education Information Management System (PEIMS) Data Standards.
Emergent Bilingual (EB)/ English learner (EL)	Emergent Bilingual (EB)/English learner (EL) refers to students who have limited English language skills. A student is identified as EL by the Language Proficiency Assessment Committee (LPAC) according to criteria established in the Texas Administrative
Foster Care	Students who are in or who have ever been in the conservatorship of the Texas Department of Family and Protective Services (DFPS) (i.e., in foster care) following an adversary hearing are eligible for free prekindergarten. These students include not only students who are in or who have ever been in DFPS conservatorship but also students who have been adopted or returned to their parents after having been in DFPS conservatorship.
Homeless	If the student is eligible for prekindergarten because the student is homeless, the student must fit the definition of homeless as defined by 42 U.S.C. Section 11302 or 42 U.S.C. Section 11434(a). The term "homeless child," as used in the prekindergarten statute, TEC, §29.153(b)(3), is defined by 42 USC, §11434a. The definition of "homeless," "homeless individual," and "homeless person" in 42 USC, §11302, is similar, but not identical, to the definition of "homeless children and youths" in 42 USC, §11434a. As the general admission provision in the TEC, §25.001(b) (5), references the homeless definition in 42 USC, §11302, the TEA advises school districts to apply 42 USC, §11434a, and 42 USC, §11302, when determining whether a prekindergarten student is eligible for enrollment. For definitions, see entry for "Homeless Students" in the Student Attendance Accounting Handbook. <a href="https://tea.texas.gov/Finance_and_Grants/Financial_Compliance/Student_Attendance_Accounting_Handbook/">https://tea.texas.gov/Finance_and_Grants/Financial_Compliance/Student_Attendance_Accounting_Handbook/</a>

# Texas Public Prekindergarten Assessment Results for 4-Year-Olds

District: DALLAS ISD (057905), DALLAS, TX

Merged Academic Subject	<p>Commissioner-approved assessments that address one or more academic subjects with a single score (merged score). In this report, merged scores are not included in assessed and proficient counts for 'Emergent Literacy Reading', 'Emergent Literacy Writing' and 'Language and Communication'. For school year 2017-18, there are two merged scores: 1. 'Emergent Literacy Reading' and 'Emergent Literacy Writing' (Merged ELR and ELW) and 2. 'Emergent Literacy Reading', 'Emergent Literacy Writing' and 'Language and Communication' (Merged ELR, ELW and L&amp;C). Merged scores by race/ethnicity and student programs are displayed in separate tables following data tables for assessment subjects.</p>
Military Child	<p>A student is eligible for prekindergarten if the student is the child of an active duty, injured or killed member of the armed forces of the United States, including the state military forces or a reserved component of the armed forces.</p>
Prekindergarten (PK)	<p>A public school district is required to offer a prekindergarten program if it identifies 15 or more eligible students who are at least four years of age by September 1 of the school year. A school district may offer prekindergarten if the district identifies 15 or more eligible children who are at least three years of age. To be eligible to attend a state funded prekindergarten program, the child must meet one of the following criteria.</p> <p>Prekindergarten Eligibility:</p> <ul style="list-style-type: none"> <li>• is unable to speak and comprehend the English language;</li> <li>• is educationally disadvantaged;</li> <li>• is homeless;</li> <li>• is the child of an active duty member of the armed forces of the United States;</li> <li>• is the child of a member of the armed forces who was injured or killed while on active duty;</li> <li>• is the child of a person eligible for the Star of Texas Award as a peace officer, firefighter, or emergency medical first responder; or</li> <li>• is or ever has been in foster care.</li> </ul> <p>A school district may offer a tuition-based program for an additional half day of prekindergarten classes to those children who are eligible for free prekindergarten classes or half-day and full-day prekindergarten classes to children who are ineligible for free prekindergarten classes.</p>

# Texas Public Prekindergarten Assessment Results for 4-Year-Olds

District: DALLAS ISD (057905), DALLAS, TX

Race/Ethnicity	<p>Race/ethnicity is one of the demographic characteristics reported for each student at the time of enrollment. The categories used in this report are described in the PEIMS Data Standards as:</p> <ul style="list-style-type: none"> <li>• Black or African American - A person having origins in any of the black racial groups of Africa.</li> <li>• Asian - A person having origins in any of the original peoples of the Far East, Southeast Asia, or the Indian subcontinent, including, for example, Cambodia, China, India, Japan, Korea, Malaysia, Pakistan, the Philippine Islands, Thailand, and Vietnam.</li> <li>• Hispanic/Latino - A person of Cuban, Mexican, Puerto Rican, South or Central American, or other Spanish culture or origin, regardless of race.</li> <li>• American Indian or Alaska Native - A person having origins in any of the original peoples of North and South America (including Central America), and who maintains a tribal affiliation or community attachment.</li> <li>• White - A person having origins in any of the original peoples of Europe, the Middle East, or North Africa.</li> <li>• Native Hawaiian/Other Pacific Islander - A person having origins in any of the original peoples of Hawaii, Guam, Samoa, or other Pacific Islands.</li> <li>• Two or more races - A person having origins in any two, or more than two, non-Hispanic racial categories, e.g., Black or African American and White.</li> </ul>
Special Education	<p>Special education is a program that serves students with disabilities. It provides instructional and related services for eligible students with cognitive, physical, and/or emotional disabilities.</p>

## Calculated Data Elements

Assessed BOY	<p>Texas public prekindergarten students administered an assessment on the Commissioner's List of Approved Prekindergarten Assessment Instruments at the beginning-of-year (BOY) assessment period. In this report, students assessed BOY consist of those students taking an assessment on the Commissioner's list having a score range and benchmarks for assessing BOY proficiency. Assessed BOY students have a raw score that falls within the score range for a specific assessment and subject.</p>
Assessed EOY	<p>Texas public prekindergarten students administered an assessment on the Commissioner's List of Approved Prekindergarten Assessment Instruments at the end-of-year assessment (EOY) period. In this report, students assessed EOY consist of those students taking an assessment on the Commissioner's list having a score range and benchmarks for assessing EOY proficiency. Assessed EOY students have a raw score that falls within the score range for a specific assessment and subject.</p>
Assessed BOY and EOY	<p>Texas public prekindergarten students administered the same assessment(s), on the Commissioner's List of Approved Prekindergarten Assessment Instruments, beginning-of-year and end-of-year for the same subject(s) at the same school in the same school year.</p>

# Texas Public Prekindergarten Assessment Results for 4-Year-Olds

District: DALLAS ISD (057905), DALLAS, TX

---

Number Assessed	The number of four-year-old Texas public prekindergarten students administered an assessment on the Commissioner's List of Approved Prekindergarten Assessment Instruments who have a result raw score within the score range for that assessment and a specific subject. In this report, number assessed is shown for students who were assessed both BOY and EOY and assessed in a specific subject or assessed in all subject areas.
Percentage Assessed	The percentage of four-year-old Texas public prekindergarten students reported in ECDS who were assessed. In this report, percentage assessed is shown for students who were assessed both BOY and EOY and assessed in a specific subject or assessed in all subject areas.
Number Proficient	The number of assessed students who have a raw score that falls within the accepted score range for a specific assessment and subject and meets or exceeds a predefined benchmark score for that subject and assessment. For students assessed in all subjects, number proficient is the count of students proficient in all subject areas. In this report, number proficient is shown for students who were assessed both BOY and EOY and assessed in a specific subject or assessed in all subject areas.
Percentage Proficient	The percentage of assessed students who were proficient in a specific subject or proficient in all subjects.
Proficiency Percentage Point Difference	Proficiency Percentage Point Difference is the difference between the BOY and EOY proficiency percentages for students who were assessed both BOY and EOY. It is calculated as percent proficient EOY minus the percent proficient BOY; both percentages are rounded to the nearest integer before subtraction.